

## Incheon, Creating the Most Livable City with Its Citizens

# Guidebook for Living in Incheon for Foreign Residents

# Be an Incheoner



# Contents

---

## PART I

### Introduction to Incheon

01. Location of Incheon	6
02. Symbols of Incheon (Tree, Flower, and Bird)	6
03. Population of Incheon	7
04. History of Incheon & Incheon's Records as the First	7
05. Pride of Incheon	8
06. Festivals and Events in Incheon	10
07. Other Major Festivals	11
08. Places Worth Visiting in Incheon	12
09. Incheon City Tour	14
10. Field Trip Across Incheon	19
11. Major Food Streets in Incheon	20

## PART II

### Support Services for Foreigners & Multicultural Families

01. Support Services for Foreigners & Multicultural Families	24
02. Institutions and Programs for Supporting Foreigners and Multicultural Families in Incheon	25
03. Websites with Multilingual Support	31
04. Mobile Apps with Multilingual Support	33



PART  
III

## Alien Registration and Sojourn

01. Visa	36
02. Alien Registration and Sojourn	37
03. Domestic Residence Registration	41
04. Incheon Immigration Office Information	44

PART  
IV

## Life in Incheon

01. Residence (Housing)	50
02. Electricity, Water and Gas	53
03. Driving & Transportation (Driver's License & How to Use Various Transportation Modes)	55
04. Telecommunication	69
05. Waste	72
06. Public Institutions & Services (Administrative Agencies, Police Agencies, Fire Departments, Post Offices, etc.)	77
07. Consumption & Spending	80
08. Pregnancy, Childcare and Education	87
09. Health & Medical Care (Medical Institutions, etc.)	98
10. Employment & Work (Labor Standards Act, Social Insurance, etc.)	114

PART  
V

## Other Information

01. Relevant Institutions	122
---------------------------	-----



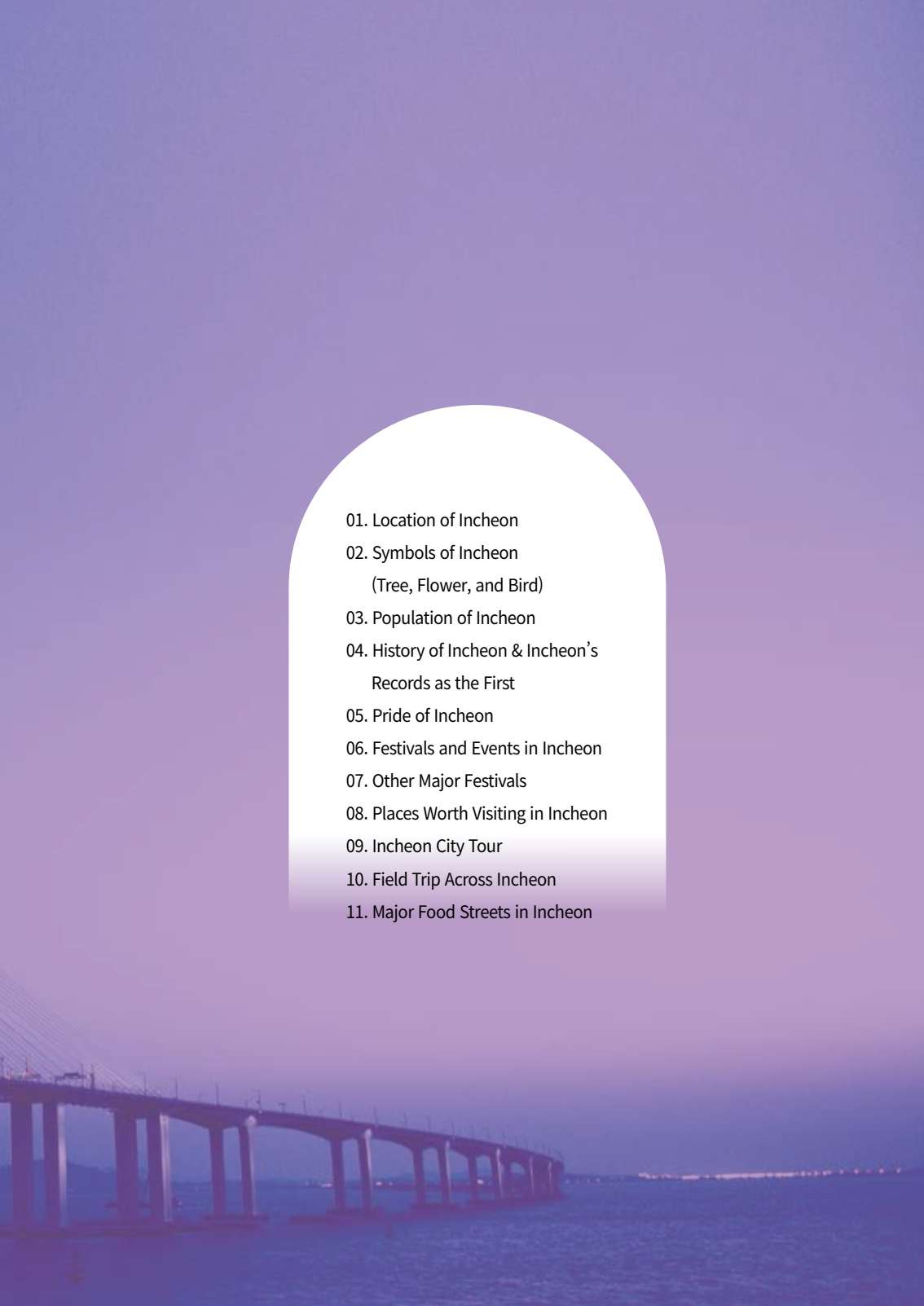
# I

## Introduction to Incheon



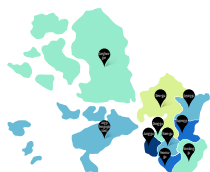
Guidebook for Living in Incheon for Foreign Residents • Be an Incheoner



- 
01. Location of Incheon
  02. Symbols of Incheon  
(Tree, Flower, and Bird)
  03. Population of Incheon
  04. History of Incheon & Incheon's  
Records as the First
  05. Pride of Incheon
  06. Festivals and Events in Incheon
  07. Other Major Festivals
  08. Places Worth Visiting in Incheon
  09. Incheon City Tour
  10. Field Trip Across Incheon
  11. Major Food Streets in Incheon

# I

## Introduction to Incheon



## 1 Location of Incheon



**인천광역시** Incheon Metropolitan City website [www.incheon.go.kr](http://www.incheon.go.kr)  
(Incheon Metropolitan City website) ☎ 032-120


- Incheon is situated close to Seoul, the capital of Korea, and adjacent to the Yellow Sea. Due to its location on the horizontal midline of the Korean peninsula on the west coast, it has long served as the gateway to Korea and the hub of maritime transportation.

- **Coordinates:** approx. 126°37 E, 37°28 N
- **Geographical location:** located in the downstream of the Hangang River where it meets the Yellow Sea along the horizontal midline of the Korean peninsula
- **Distance to Seoul:** 28km from Seoul
- **Latitude:** located on the same latitude as San Francisco and Virginia in the United States and southern Spain
- **Area:** 1,063.27km<sup>2</sup>



## 2 Symbols of Incheon

- **Tulip tree (*Liriodendron tulipifera*):** The tulip tree, which is native to North America, was selected as the city tree in commemoration of the 100th anniversary of the establishment of diplomatic relations between Korea and the United States in 1982. It is widely beloved by citizens as a park tree, garden tree, and memorial tree, and it is known for its splendid beauty and strong resistance against pests, diseases and air pollution.
- **Rose:** Loved by the citizens of Incheon for many years, roses are found all across the city. The rose signifies "proactive and passionate," which is an accurate description of Incheon citizens.
- **Red-crowned crane:** There are many places in Incheon that are home and sanctuary to red-crowned cranes, as evidenced by the names given to these places that are associated with cranes, such as Songhak-dong, Cheonghak-dong, Seonhak-dong, and Hagik-dong, with "hak" meaning "crane." Munhak-dong, in particular, was the capital of an ancient kingdom.



## 3 Population of Incheon

(as of the end of January 2020)

- **Administrative divisions:** 8 districts, 2 gun, 1 eup, 19 myeon, and 134 dong
- **Population :** 2,947,217
- **Number of households:** 1,251,818
- **The average number of members in each household:** 2.35



## 4 History of Incheon & Incheon's Records as the First

### 1) The History of Incheon

People began settling in the area now known as Incheon all the way back in the Neolithic Period. A variety of stonewares dating from the New Stone Age has been excavated from Muhaksan and Gyeongsan mountains among other areas, while dolmen from the Bronze Age are found in Hagik-dong, Juan-dong, Munhak-dong, and others. As for its former names, Incheon was named “Michuhol” by Biryu when he set the seat of government on Munhaksan Mountain, after which it began to be called “Maesohol” when it became incorporated into the territory of Goguryeo. During the Unified Silla period, it was called Soseong-hyeon, while in the Goryeo dynasty, it was called Gyeongwon-gun, Inju, Gyeongwon-bu, and so on, but eventually in the 13th year of King Taejong's reign over Joseon (1413), it was named Incheon-gun. Incheon, which transformed into a port city following the opening of Jemulpo Port in 1883, was changed to Incheon-bu in the 32nd year of King Gojong's reign (1895). After the establishment of the government of the Republic of Korea in 1945, the local government system began to be implemented on August 15, 1949, and it was reborn as “Incheon City” with a population of 265,000. Afterwards, it was promoted to the status of Jikhalsi (i.e. directly controlled city) in 1981 and as Incheon Metropolitan City in 1995.



### 2) Incheon's Records as the First

- **Palmido Lighthouse:** With the construction completed in 1903, it was lit for the first time on June 1 the same year. Incheon Metropolitan City Tangible Cultural Property No. 40(designated on March 1, 1995)
  - ▶ 28, Palmiro, Jung-gu, Incheon (Mui-dong)



- **Jayu (Freedom) Park:** The first modern park built in 1888. Chinatown is located in the vicinity.  
 ▶ 25, Jayugongwonnam-ro, Jung-gu, Incheon (Songhak-dong)
- **Gyeongin Railway:** The construction of Gyeongin Railway began on March 29, 1897, and it was opened on September 18, 1899, as Korea's first-ever railway. Back in those days, it took around 12 hours to travel between Seoul and Incheon by horse carriage, and the opening of the railway made it possible to travel the 33.2km section in just 1 hour and 30 minutes. There were two round trips a day in the morning and afternoon.
- **Cheonggwan:** Incheon opened its port in 1883, and in the following year in April, a Chinese settlement (Cheonggukjogyeji) was formed in the city. Cheonggwan, marking the beginning of a Chinese community in Korea, has developed into Chinatown over the course of 130 years.
- **Emigration to Hawaii:** The first collective emigration acknowledged by the Korean Empire occurred on December 22, 1902 when 121 emigrants left from Jemulpo and arrived at the Port of Honolulu in the wee hours of the morning on January 13, 1903. Around 7,400 Koreans emigrated to Hawaii over the course of 64 trips.

## The Past, Present and Future of Incheon



Dolmen (Ganghwa)



Chojijin Fortress (Ganghwa)



Incheon City Hall



Songdo New Town

## 5 Pride of Incheon

### 1) Port of Incheon

It has served as a gateway to Seoul, the capital of Korea. It is the foremost trading port on the west coast located near the industrial zones of the Seoul Capital Area that make up the largest industrial area in the country and the central region.

- Incheon Port Authority website: [www.icpa.or.kr](http://www.icpa.or.kr)







## 2) Incheon International Airport

It is Korea's largest international airport that opened on March 29, 2001 to help meet the air transportation demand in the Seoul Capital Area in the 21st century and play a role as a hub airport in Northeast Asia.

- Incheon International Airport website: [www.airport.kr](http://www.airport.kr) (available in English, Chinese, and Japanese)



## 3) Incheon Bridge

Incheon Bridge, which opened in October 2009, is the largest and longest bridge in Korea. It connects Songdo International City and Incheon International Airport on Yeongjongdo Island.

- Incheon Bridge website: [www.incheonbridge.com](http://www.incheonbridge.com) (available in English)



## 4) Incheon Free Economic Zone

A system and conditions differentiated from those of other regions in Korea were created to facilitate foreign investors' business and economic activities. It was the first area to be designated as a free economic zone (FEZ) in Korea in 2003 to implement the strategy to turn the area into a center of the Northeast Asian economy.

- Incheon Free Economic Zone Authority website: [www.ifez.go.kr](http://www.ifez.go.kr) (available in English, Chinese, and Japanese)



## 5) Incheon Asiad Main Stadium

It was the main stadium for the 17th Asian Games held in Incheon in 2014. In commemoration of the opening, a warm-up match between the national football teams of Korea and Kuwait was held. During the Asian Games, it served as the venue for the opening ceremony, closing ceremony, and track and field events.

- Incheon Facilities Corporation website: [www.insiseol.or.kr](http://www.insiseol.or.kr)



## 6) Five Islands of the West Sea

The five islands of the West Sea refer to Baengnyeongdo, Yeonpyeongdo, Daechongdo, Socheongdo, and Udo that belong to Ongjin-gun and Ganghwa-gun. These five islands are located near the border and are of great geographical importance. They are known for their unique natural environment and pristine ecosystems.

- Ongjin-gun website (for information on culture & tourism): [www.ongjin.go.kr](http://www.ongjin.go.kr)



## 6 Festivals and Events in Incheon

### 1) Incheon Pentaport Rock Festival

This is a major rock festival featuring famous rock musicians from Korea and abroad.

- Incheon Pentaport Rock Festival website: [www.pentaportrock.com](http://www.pentaportrock.com)

### 2) Incheon Bupyeong Pungmul Festival

The festival is held annually to carry on and develop the tradition of Bupyeong, an agrarian community that saw an advancement of pungmul, referring to musical instruments used for traditional Korean percussion music.

- Incheon Bupyeong Pungmul Festival website: [www.bpf.or.kr](http://www.bpf.or.kr) (032-509- 7516)

### 3) Soraepogu Festival

This is a place where you can buy a wide variety of seafoods and engage in diverse experiential activities and cultural events that demonstrate the style, flavors, and excitement of the port city.

- Soraepogu Festival website: [www.namdong.go.kr/soraefestival](http://www.namdong.go.kr/soraefestival)

### 4) Incheon K-pop Concert (INK)

This is Incheon's iconic Hallyu (Korean wave) festival. With top K-pop singers amongst the performance lineup, it attracts a huge crowd, with fans coming from all over the world.

- INK website: [www.inkconcert.com](http://www.inkconcert.com)

### 5) Hwadojin Festival

Various performances based on local historical and cultural resources unfold at the festival.

- Incheon Dong-gu Office website: [www.icdonggu.go.kr](http://www.icdonggu.go.kr) (032-770-6920)



## 6) Munhaksan Concert

The peak of Munhaksan Mountain, which is usually open only during the day, welcomes visitors at night during the festival period so that they can enjoy music performances along with the nightscape of Incheon.

- Incheon Metropolitan City website: [www.incheon.go.kr](http://www.incheon.go.kr)

## 7) Incheon Open Port Culture Night

The cultural heritage sites in the open port cultural district located between Chinatown and Sinpo Market are open at night for modern cultural performances and more.

- Incheon Jung-gu Office's Incheon Open Port Culture Night website: [www.culturenight.co.kr](http://www.culturenight.co.kr)



## Other Major Festivals

Period	Event	Description	Host organization
April	Jayu Park Culture & Tourism Festival	Congratulatory performances and other events	Incheon Jung-gu Office
April-May	Goryeosan Mountain Azalea Festival	Promotion and sales of agricultural and fisheries products from Ganghwa	Ganghwa-gun Cultural Festival Promotion Committee
September	Incheon Landing Operation Wolmi Festival	National security programs, photo exhibition, etc.	Incheon Jung-gu Office
September ~October	Ganghwa Ginseng Festival	Ganghwa ginseng experience program, etc.	Ganghwa Ginseng Festival Promotion Committee
October	Nokcheongja Kiln Site (Nokcheongja Festival)	Exhibition of nokcheongja (green celadon), pottery spinning wheel experience, etc.	Incheon Seo-gu Office
October	Samrangseong Historical Culture Festival	Performances, experiential activities, etc.	Samrangseong Historical Culture Festival Organization Committee
October	Neungheodae Culture Festival	Performances, contents, experience events, etc.	Yeonsu-gu Festival Promotion Committee
October	Yeonan Pier & Blue Crab Festival	Open-studio broadcasts, fusion gugak, concerts, etc.	Incheon Complex Fish Market
December	Jeongseojin Sunset Festival	Sunset event, congratulatory festivals, etc.	Incheon Seo-gu Office



## 8 Places Worth Visiting in Incheon



### 1) Bupyeong Underground Shopping Center

Bupyeong Underground Shopping Center connected to Bupyeong Station is known as a fashion central with a number of shops selling trendy clothes and accessories. It has set a world record as an underground shopping center with the largest number of stores.

- Inquiries: 032-523-9992



### 2) Wolmido Island

Wolmido Island contains a cultural district with walking trails and an amusement park. It is an arts and entertainment venue.

- Inquiries: 032-765-4169



### 3) Jayu Park

Jayu Park was established as Korea's first Western-style park. Here, you can see cherry blossoms in full bloom in April as well as a view of the Port of Incheon and Wolmido Island from the top of the park.

- Inquiries: 032-761-4774



### 4) Incheon Grand Park

As one of the largest parks in the city, Incheon Grand Park contains vast natural greenery and thematic parks (e.g. rose garden, zoo, and bicycle plaza).

- Inquiries: 032-466-7282



### 5) Open Port Street and Chinatown

The Open Port Street and Chinatown provide an opportunity for visitors to witness modern architecture from the time when the port was opened and experience a foreign culture.

- Inquiries: 032-777-1330



## 6) Songdo Central Park

Korea's first-ever artificial waterway using seawater was built at this park. There are water taxis and various trails.

- Inquiries: 032-832-3031



## 7) Gyeongin Ara Waterway

This was the first canal to connect from the downstream area of the Hangang River to the West Sea. In the vicinity there is a long trail that is perfect for cycling.

- Inquiries: 1899-3650



## 8) Ganghwa Island

Called a roofless museum, Ganghwa Island has numerous scenic and historic sites (dolmen, Gwangseongbo Fortress, Jeondeungsa Temple, etc.) where you can witness the brilliant history and culture of Ganghwa. It receives endless streams of visitors as it is located close to Seoul.

- Inquiries: 032-933-3624
- Website: [www.ganghwa.go.kr](http://www.ganghwa.go.kr)



## 9) Soraepogu

As a port located in the city, Soraepogu presents a unique landscape, especially at the Sorae Wetland Ecological Park.

- Inquiries: 032-442-6887



## 10) Incheon Metropolitan City Museum

The Incheon Metropolitan City Museum opened in April 1946, as Korea's first public museum. It consists of three main exhibition rooms and other exhibition areas.

- Inquiries: 032-440-6750~1
- Admission: Free
- Hours of operation: 09:00~18:00
- Closed on Mondays, the day after a public holiday, and January 1



### 11) Sudoguksan Museum of Housing and Living

The Sudoguksan Museum of Housing and Living, with exhibitions that present what Sudoguksan used to look like, is a place where you can experience what it was like to live in the area in the 1960s and 70s.

- Inquiries: 032-770-6130~4
- Admission: General - 1,000 won, Youth - 700 won, Child (5 to 12 years old) - 500 won, Free for children aged 4 and under and seniors aged 65 and above
- Hours of operation: 09:00-18:00
- Closed on Mondays, Seollal (Lunar New Year's Day), Chuseok, and January 1<sup>st</sup>



## 9 Incheon City Tour

City Tour refers to a bus tour that gives an opportunity for domestic and foreign tourists to explore Incheon's most famous tourist attractions.

- City Tour website:  
[http://www.travelicn.or.kr/open\\_content/citytour/](http://www.travelicn.or.kr/open_content/citytour/) (available in English, Chinese, and Japanese) ☎ 1899-0960

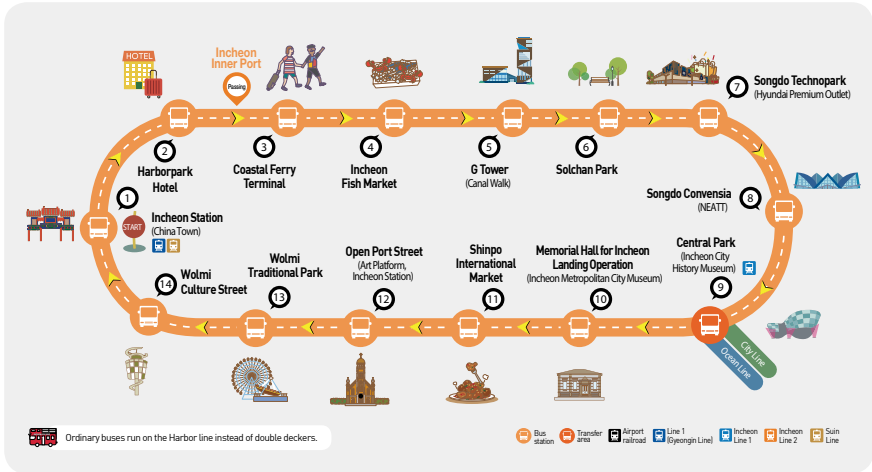


### Incheon City Tour Timetable

#### 1) Loop Tour

- Sea route: Central Park-Songdo Convensia-Wangsan Marina-Eulwangri Beach-Paradise City-Incheon International Airport Port-Incheon International Ferry Terminal -G-Tower-Art Center Incheon-Central Park
- Open Port Area route: Central Park-Incheon International Ferry Terminal -(transit) Inner Port in the Port of Incheon-Incheon Station-(transit) Inner Port in the Port of Incheon-Songdo Convensia-Triple Street-Central Park
- Fare
  - ▶ Ticket for both routes: Adult: 12,000 won; Child, Senior, or Incheon citizen: 10,000 won; Disabled or People of National Merit: 8,000 won
  - ▶ Sea route ticket: Adult: 10,000 won; Child, Senior, or Incheon citizen: 8,000 won; Disabled or People of National Merit: 6,000 won
  - ▶ Open Port Area route ticket: Adult: 5,000 won; Child, Senior, or Incheon citizen: 4,000 won; Disabled or People of National Merit: 3,000 won

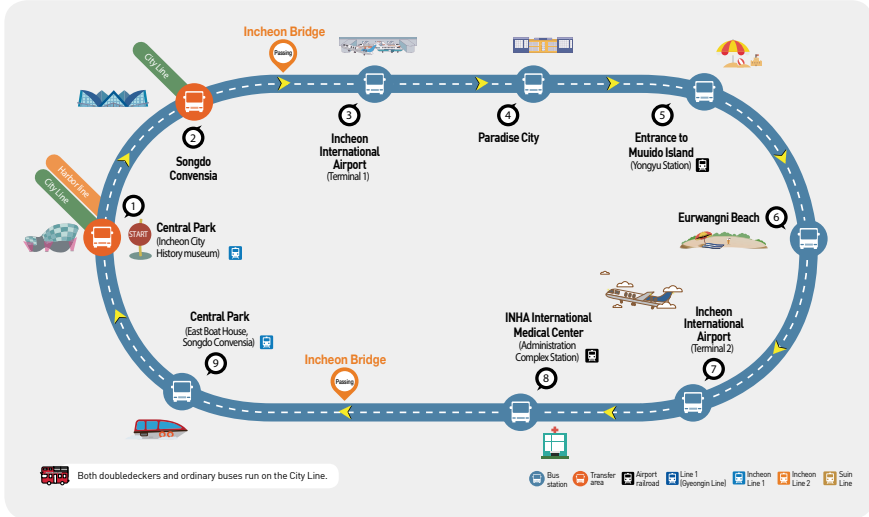
## • Harbor Line Route



## • City Line Route



## • Sea Line Route



## 2) Thematic Routes

- Incheon Time Travel Tour: Koreana Hotel (Main Gate)-Open Port Area-Wolmido Cafe Street-Paradise City-(via Incheon Bridge)-Central Park Water Taxi-G-Tower-Koreana Hotel (Main Gate)
  - ▶ Fee: Adult: 22,000 won; Child, Senior, or Incheon citizen: 18,000 won; Disabled or People of National Merit: 15,000 won
- Sorae Market Tour: Incheon Continental Seoul COEX-Soraepogu-Bupyeong Culture Street-Incheon Continental Seoul COEX
  - ▶ Fee: Adult: 15,000 won; Child, Senior, or Incheon citizen: 12,000 won; Disabled or People of National Merit: 10,000 won
- Ganghwa History Tour: Geomam Station-Ganghwa Peace Observatory-Gyodong Daeryong Market & Gyodong Swallow's House-Ganghwa History Museum & Ganghwa Dolmen-Goryeo Palace Site& Oegyujanggak-Geomam Station
  - ▶ Fee: Adult: 15,000 won; Child, Senior, or Incheon citizen: 12,000 won; Disabled or People of National Merit: 10,000 won
- Ganghwa Healing Tour: Geomam Station-Jeondeungsa Temple&Samnangseonggwak-gil Trail-Manisan Mountain & Healing Forest-Sochang Experience Center & Chaoyang Textile-Geomam Station
  - ▶ Fee: Adult: 15,000 won; Child, Senior, or Incheon citizen: 12,000 won; Disabled or People of National Merit: 10,000 won



- Sunset Night View Tour: Incheon Tourist Information Center-(via Incheon Bridge)- Wangsan Marina-(via Incheon Bridge)- Incheon Tourist Information Center
  - ▶ Fee: Adult: 10,000 won; Child, Senior, or Incheon citizen: 8,000 won; Disabled or People of National Merit: 6,000 won

### • History Themed Tour



### • Culture Themed Tour



## Useful Tips for Touring Incheon

### **Interpretation Service for Tourists** ☎ 1330

This service is provided by the Korea Tourism Organization (KTO) to break down the language barrier faced by foreigners traveling in Korea.

### **Incheon Tour website** : [itour.incheon.go.kr](http://itour.incheon.go.kr) (available in English, Chinese, available Japanese) / ☎ 032-120

#### • **Guided Tour in Incheon**

- ▶ Free guided tours in Incheon ([culture-tour.incheon.go.kr](http://culture-tour.incheon.go.kr)) /  
☎ 032-832-3031 (must book in advance)

#### • **Tourist Information Centers**

- ▶ Incheon Tourist Information Center: ☎ 032-832-3031 / Hours of operation 9:00-18:00 (open year-round)
- ▶ Incheon International Airport Tourist Information Center: ☎ 032- 743-0011~3 / Hours of operation 7:00~22:00 (open year-round)
- ▶ Incheon International Airport Terminal 2 Tourist Information Center: ☎ 032-743-0030 / Hours of operation 7:00~22:00 (open year-round)
- ▶ Incheon Bus Terminal Tourist Information Center: ☎ 032-435-7257 / Hours of operation 9:00-18:00 (Open year-round)
- ▶ Incheon Station Tourist Information Center: ☎ 032-777-1330 / Hours of operation 9:00-18:00 (open year-round)
- ▶ Gyeongin Ara Waterway Jeongseojin Tourist Information Center: ☎ 032-561-1339 / Hours of Operation 9:00~18:00 (open year-round)





## 10 Field Trip Across Incheon

This is a free field trip program providing a glimpse into the history, present, and future vision of Incheon that is available to all citizens.

- Availability: Every Tuesday-Friday (excl. holidays), year-round
- Target population: Students who want to participate in the field trip, general citizens, and private organizations
- How to apply: Incheon Metropolitan City website ([www.incheon.go.kr/index.do](http://www.incheon.go.kr/index.do)) – Sign up as a member – Click on the menu, “Saengsaeng City Tour” – “Book Saengsaeng City Tour” – Select the desired date and region – Enter the number of participants, affiliation, etc. – Submit the required documents by e-mail within 3 days – Confirmation given by the person in charge – Booking complete
- Phone: Incheon Metropolitan City Autonomous Administration Division ☎ 440-2493, 2495

Option 1	Central & Eastern Areas	Inner Port in the Port of Incheon (floodgate, silo), Immigration History Museum, Sudoguksan Museum of Housing and Living, and Incheon Open Port Culture Street
Option 2	Michuhol & Yeonsu Areas	Incheon Metropolitan City Museum, Memorial Hall for Incheon Landing Operation, and Songam Art Museum
Option 3	Southeast Area	Sorae Wetland Ecological Park and Incheon Grand Park (Future of the Environment Hall)
Option 4	Songdo Area	G-Tower, Incheon Urban History Museum, Convensia, Incheon Bridge Memorial Hall, and Gas Science Center
Option 5	Bupyeong & Gyeyang Areas	Incheon Butterfly Park, Bupyeong Safety Experience Center, and Children's Science Center
Option 6	Western Area	National Institute of Biological Resources, Sudokwon Landfill, and Gyeongin Ara Waterway PR Center (Jeongseojin)
Option 7	Ganghwa Area	Peace Observatory, Ganghwa History Museum (Dolmen), Goryeo Palace Site (Ganghwa Anglican Church), Gapgot Fortification, and Gwangseongbo Fortress
Option 8	Ongjin Area	Naval Battle Monument, Simnipo Beach, and Yeongheung Energy Park (Yeongheung Thermal Power Plant)



## Major Food Streets in Incheon

### 1) Yonghyeon-dong Multeombeongi Street

Anglerfish, which is commonly called “agwi” in Korean, is called multeombeong in Incheon. The fish used to make cheap soup has gained popularity as a delicacy. The chewy meat of the fish tastes perfect with crunchy bean sprouts and spicy seasoning. It is nutritious and effective against arteriosclerosis and diabetes, and it helps with recovery from fatigue.

### 2) Hwapyeong-dong Naengmyeon Street

This area of the town is known for “Sesudaeya Naengmyeon,” which literally means “cold buckwheat noodles served in a washbowl” because of the huge portion. It is a great way to satiate your hunger and craving for some naengmyeon at an affordable price.

### 3) Bupyeong Haemultang Street

This street lined with restaurants offering haemultang (spicy seafood stew) began forming around four decades ago. The restaurants offer other dishes as well, so head over there for a hearty meal and go shopping at Bupyeong Traditional Market or Bupyeong Underground Shopping Center.

### 4) Unyeon-dong Chueo Village

Chueotang (loach soup) made with loaches from the rice paddies of Yeollakgol in Unyeon-dong, Namdong-gu has been the locals’ favorite.

Today, there are many restaurants specializing in chueotang in the area, so it has come to be known as Chueo Village. Here, you can enjoy chueotang with hot stone-cooked rice and finish off the meal with savory sungnyung (scorched rice water).



### 5) Baendaengi Hoe-muchim Street at the Yeonan Pier

The marine center right next to Yeonan Pier mainly offers baendaengi (Sardinella zunasi) hoe-muchim (seasoned salad with raw fish), the spicy flavor of which is simply addictive. Baendaengi is in season from late May to early July when they are plump and savory, making them perfect for making hoe-deopbap (raw fish bibimbap).



### 6) Deorimi Jangeo (Eel) Village

Ganghwa-gun Deorimi Jangeo (Eel) Village is located in Sinjeong-ri, Seonwon-myeon under Gapgot, found along the coastal road.

As a place where the freshwater of the Hangang River meets the seawater of the West Sea, the village is filled with restaurants specializing in grilled eel. How about eating eel with a breathtaking sea view serving as the backdrop?



### 7) Dong-Incheon Samchi (Mackerel) Street

The history of Dong-Incheon Samchi (Mackerel) Street can be traced to the House of Inha, with some fifty years of history and tradition, that has relocated to Dongincheon around three decades ago. Jung-gu Office designated Samchi (Mackerel) Street as a food-specialized street.



### 8) Depo-ri Blue Crab Village

Oepo-ri, Ganghwa-gun is famous for saeu-jeot (salted shrimp) and baendaengi (Sardinella zunasi) aside from blue crab. Blue crabs, in particular, taste tender and savory because they are low in fat.



### 9) Bukseong-dong Jajang-myeon Street

Chinese people came to Incheon and settled here after Korea opened her port in 1883. Chinese migrants developed jajangmyeon (noodles with black soybean sauce), a dish that could be prepared easily and affordably. Incheon has set made records as the “first” to achieve certain things, and it is also the place where you can taste the “original jajangmyeon.”



# II



## Support Services for Foreigners & Multicultural Families

Guidebook for Living in Incheon for Foreign Residents • Be an Incheoner

- 
01. Support Services for Foreigners &  
Multicultural Families
02. Institutions and Programs for  
Supporting Foreigners and  
Multicultural Families in Incheon
03. Websites with Multilingual Support
04. Mobile Apps with Multilingual Support

## II

### Support Services for Foreigners & Multicultural Families



### Support Services for Foreigners & Multicultural Families

The government and private organizations provide services, such as Korean language and culture education and counseling, to assist foreigners and multicultural families in various aspects of their lives. There are a number of organizations offering such support services, so make sure to learn about them.

#### 1) Korean Language

Learning Korean is essential to understand Korean culture and live in Korea with fewer obstacles. Fortunately, there are many institutions in Korea offering Korean language classes to multicultural families and foreigners, free of charge. Such institutions include the Multicultural Family Support Center, Support Center for Foreign Workers, and Korean language institutes.

#### 2) Korean Culture & Living in Korea

There are programs to help foreigners and multicultural families learn about Korean culture and Koreans' way of life to get better adjusted to living in Korea. There are classes and activities to help participants adapt to Korean society, gain a better understanding of multiculturalism, marriage and family, laws and human rights, and more.

#### 3) Informatization

Korea is a country where the Internet is super-fast and reliable. Those who know how to use the Internet can obtain information, use administrative services, do their banking online, and more. Currently, the Multicultural Family Support Center and the Support Center for Foreign Workers among others offer programs that teach participants how to use online search engines and computer programs to better navigate our digital society.

#### 4) Counseling & Consultation

Counseling services are provided to foreigners and multicultural families to help them solve a wide range of problems in the areas of family, sojourn, labor, legal issues, and others.





## Institutions and Programs for Supporting Foreigners and Multicultural Families in Incheon

### 1) Incheon Help Center for Foreigners

The center has a consultation desk and runs Korean language classes to make life more convenient and pleasant for foreigners residing in Incheon.

- **Website:** [www.incheon.go.kr/welfare/WE020510](http://www.incheon.go.kr/welfare/WE020510) (available in English, Chinese, Japanese, and Vietnamese)
- **Address:** 3F, Incheon Saemaeul Center, 40, Yesul-ro 192beon-gil, Namdong-gu, Incheon (Guwol-dong)
- **Phone number:** 032-429-2677~2680

#### • Consultation Desk

- ▶ Counseling & Consultation: Information on life in Incheon such as housing and education, professional consulting on legal and labor issues, etc.
- ▶ How to receive the services: in person or over the phone
- ▶ Consultation hours: Mon.. to Fri / 09:00- 17:00

#### • Korean Language Classes

- ▶ Courses: Introductory, Beginner 1&2, Intermediate, Conversational, and TOPIK (12 weeks each)
- ▶ How to apply: First-come, first-served basis (check out the announcement on the website for each term)

### 2) IFEZ Global Center

The IFEZ Global Center provides one-stop services to foreign residents of the IFEZ.

- **Website:** <https://www.ifez.go.kr/global/index> (available in English, Japanese, and Chinese)
- **Inquiries:** 032-453-7350
- **Address:** 1F, G-Tower, 175 Art center-daero, Yeonsu-gu, Incheon (Songdo-dong)



### Main Programs

- **Website:** Education - Korean language, Talk House, etc.
- **Counseling & Consultation:** Settling in the IFEZ and recruitment of experts/professionals
- **Other:** IFEZ Global Center Orientation, traditional cultural experience, etc.

### 3) Incheon Support Center for Foreign Workers

The center provides labor-related counseling and support for living in Korea for foreign workers.

- **Website:** [www.infc.or.kr](http://www.infc.or.kr) (available in English)
- **Inquiries:** 032-431-5757 Weekdays 09:00-18:00 / Lunch 12:00-13:00
- **Address:** 12F, Myeongjin Plaza, 220, Hogupo-ro, Namdong-gu, Incheon (Nonhyeon-dong)

### Main Programs

#### • Counseling & Consultation

- ▶ Labor law (unpaid wages, change of workplace, industrial accidents, four major insurances and foreigner-exclusive insurance, etc.)
- ▶ Laws related to day-to-day life (civil/criminal cases, sojourn, traffic accident, injury, disease, other day-to-day issues)
- ▶ Interpretation service (available in 10 languages)

#### • Education

- ▶ Korean language, computer literacy, law, occupational safety, and crime prevention
- ▶ Traffic safety and driver's license (written test)

#### • Other

- ▶ Community meetings, sports competitions, year-end events, and cultural tours
- ▶ National cultural events (foreign countries), free health examination, and hair and beauty services

#### 4) Michuhol-gu Support Center for Foreign Workers

The center provides at-home and phone counseling and consultation services to foreign workers in relation to unpaid wages, labor law, and other day-to-day issues.

- **Address:** 229, Seokjeong-ro, Michuhol-gu, Incheon
- **Inquiries:** 032-880-7467, 874-4392

#### 5) Danuri Call Center

- Danuri Call Center provides information on life in Korea, counseling and emergency support, interpretation services for day-to-day issues, and third-party calls for interpretation to migrant women and multicultural families. Service users can consult with a counselor specializing in migrant women from their home country. Emergency counseling and victim protection services for victims of domestic violence or sexual violence are available 24/7, all year-round. Also, multicultural families can obtain various support services such as consultation on difficulties living in Korea, nationality and sojourn issues as well as translation and interpretation services for court statements. The center then makes arrangements for related agencies such as the Multicultural Family Support Center, a domestic violence counseling center, a sexual violence counseling center, a shelter for victims of domestic violence as well as the police, hospitals, and women's organizations to help resolve the issue. All matters discussed are kept strictly confidential.



#### Services

- **Common:** Available in 13 languages and one-call, one-stop service for connection to other organizations
- **Counseling and Emergency Support Services for Victims of Violence, etc.**
  - ▶ Counseling services for migrant women suffering from violence available in their native languages 24/7, all-year-round
  - ▶ An emergency shelter (can be accompanied by their children)
  - ▶ Protection facilities (shelter) for victims of domestic violence, sexual violence, and sex trafficking
  - ▶ Connection to medical, legal, prosecution, and police agencies
  - ▶ Visiting counseling services
- **Information on Day-to-Day Life**
  - ▶ Comprehensive information on living in Korea, information according to the service user's stage in life, and information related to multiculturalism

### • Interpretation and Three-Way Call Services and Comprehensive Living Information

- ▶ Three-way calls to provide interpretation services to migrants and multicultural families with difficulty in communicating in Korean (for an emergency, or communicating with the police, hospital staff, community center, educational institution, bank, etc.)
- ▶ Assistance to facilitate communication within the family

### How to Use

#### • Telephone consultation/service (three-way calls available) ☎ 1577-1366

- ▶ Hours of operation: 24/7, all-year-round
- ▶ Available languages: Korean, English, Chinese (Mandarin), Vietnamese, Tagalog (Filipino), Khmer (Cambodian), Mongolian, Russian, Japanese, Thai, Lao, Uzbek, and Nepali

#### • Online Consultation

- ▶ Website: [www.liveinkorea.kr](http://www.liveinkorea.kr)
- ▶ How to use: Menu → Consultation Center → 1:1 Consultation (Message Bard)
- ▶ Available languages: Korean, English, Chinese, Vietnamese, Tagalog (Filipino), Khmer (Cambodian), Mongolian, Russian, Japanese, Thai, Lao, Uzbek, and Nepali

#### • In Person

- ▶ Designated site: Consultation provided by a consultant from the Danuri Call Center at a place designated by the service user
- ▶ At the Center: The service user must visit the Danuri Call Center to receive the consultation service
- ▶ How to use: Must schedule an appointment with a consultant in advance

#### • Emergency Shelter

- ▶ Hours of operation: 24/7, all-year-round
- ▶ How to use: Can visit or seek counseling and consultation in other regions in the country such as Seoul, Gyeonggi, Suwon, Daejeon, Gwangju, Busan, Gyeongbuk, Gumi, Jeonju, etc.

Region	Phone # for Counseling & Consultation	Office
Seoul (Central)	1577-1366	1577-1366
Suwon, Gyeonggi-do		031-257-1841
Daejeon		042-488-2979
Gwangju		062-366-1366
Busan		051-508-1366
Gumi, Gyeongsangbuk-do		054-457-1366
Jeonju, Jeollabuk-do		063-237-1366

※ The phone numbers for the six regional offices (incl. counseling service & shelter) work from 9:00 a.m. to 6:00 p.m. from Monday to Friday. Any calls made outside the official operating hours will be relayed to the Seoul office, where the staff will help connect the caller to the nearest shelter for migrant women.

## 6) Multicultural Family Support Center

It provides assistance for early adaptation of marriage immigrants in Korean society and stable living of multicultural families with services such as family education, counseling and consultation, and cultural programs.

• **Danuri Multicultural Family Support website:** <http://liveinkorea.kr>

## 9 Multicultural Family Support Centers in Incheon

Institution	Address	Phone
Jung-gu Healthy Family & Multicultural Family Support Center	3F, Social Welfare Center, 23 Dapdong-ro, Jung-gu (Gyeong-dong)	032-891-1094
Dong-gu Healthy Family & Multicultural Family Support Center	8, Bangmun-ro, Dong-gu (Songhyeon-dong)	032-773-0297
Michuhol-gu Healthy Family & Multicultural Family Support Center	189, Soseong-ro, Michuhol-gu (Hagik-dong)	032-875-1577
Yeonsu-gu Healthy Family & Multicultural Family Support Center	109, Cheongneung-daero, Yeonsu-gu (Yeonsu-dong)	032-851-2740
Namdong-gu Healthy Family & Multicultural Family Support Center	203-31, Hogupo-ro, Namdong-gu (Nonhyeon-dong)	032-467-3904
Bupyeong-gu Healthy Family & Multicultural Family Support Center	103 Yeorumul-ro, Bupyeong-gu (Sipjeong-dong)	032-511-1800
Gyeyang-gu Healthy Family & Multicultural Family Support Center	5, Gyeyangsan-ro 102beon-gil, Gyeyang-gu (Gyesan-dong)	032-541-2860
Seo-gu Healthy Family & Multicultural Family Support Center	6, Gyeongmyeong-daero 693beon-gil, Seo-gu (Gongchon-dong)	032-569-1560
Ganghwa-gun Healthy Family & Multicultural Family Support Center	11-1, Bumgun-gil, Ganghwa-eup, Ganghwa-gun (Gwancheong-ri)	032-933-0980

## Main Programs

- **Counseling & Consultation:** Provides counseling and consultation for multicultural families and children who arrived in Korea in the middle of their school years and provides information on living in Korea
- **Interpretation service:** Consecutive interpretation for emergency situations and settlement in Korea, communication within the family, and translation and interpretation via e-mail or over the phone
- **Education:** Korean language, education for children, understanding of multiculturalism, vocational education (informatization, workplace etiquette, image making, etc.)
- **Others:** Community meetings, volunteer groups, and cultural experiences

## 7] Saeil (New Job) Center for Women

The center provide assistance, such as employment support, internship, vocational training, to marriage immigrant women looking for jobs.

- **Website:** saeil.mogef.go.kr

Center	Address	Phone
Incheon Seo-gu Saeil Center	2F, Juam Plaza, 350, Gajeong-ro, Seo-gu	032-577-6091
Incheon Saeil Center	24, Gyeongwon-daero 864beon-gil, Michuhol-gu	032-440-6526
Incheon Namdong Saeil Center	311, Guwol-ro, Namdong-gu	032-469-1251
Incheon Michuhol-gu Saeil Center	HangMaster Tower, 57, Aam-daero, Michuhol-gu	032-881-6061
Incheon Metropolitan City New Day Center	539, Gilju-ro, Bupyeong-gu (Galsan-dong)	032-517-9833
Incheon Namdong Industrial Complex Saeil Center	8F, Incheon Business Center, 30, Namdong-daero 215beon-gil, Namdong-gu (Gojan-dong)	032-260-3611
Bupyeong Saeil Center	539, Gilju-ro, Bupyeong-gu (Galsan-dong)	032-511-3161
Gyeongang Saeil Center	10, Bongo-daero 628beon-gil, Gyeongang-gu (Hyoseong-dong)	032-554-9368



### 3 Websites with Multilingual Support

It is easy to access information on living in Korea or take Korean language classes and classes on Korean society on the web. Websites operated by institutions established with the aim of supporting multicultural families and foreigners are especially useful because they offer their services in multiple languages.



### 6 Websites Operated by the Central Government

Institution	Website URL	Operating Agency	Services
Portal for supporting multicultural families <Danuri>	<a href="http://www.liveinkorea.kr">http://www.liveinkorea.kr</a>	Korean Institute for Healthy Family	Information on living in Korea, learning, the center, counseling office, archive, multicultural news, webzine, counseling and interpretation services for migrant women in emergency situations such as domestic violence, sexual violence or sex trafficking
Multicultural Kkureomi	<a href="http://www.kidsnfm.go.kr">http://www.kidsnfm.go.kr</a>	National Folk Museum of Korea (for Children)	Introduce cultures from around the world
korea.net	<a href="http://www.korea.net">http://www.korea.net</a>	Korean Culture and Information Service	Introduce Korean culture and information on current affairs
VisitKorea	<a href="http://www.visitkorea.or.kr">http://www.visitkorea.or.kr</a>	Korea Tourism Organization	Information on traveling and festivals in Korea
EBS Korean language classes <Durian>	<a href="https://www.ebs.co.kr/durian">https://www.ebs.co.kr/durian</a>	EBS	Korean language and culture classes
Korea Support Center for Foreign Workers	<a href="http://www.migrantok.org">http://www.migrantok.org</a>		Education & training for foreign workers, consultation on welfare and healthcare services, and information on volunteer work

### 5 Websites Operated by Local Governments

Institution	Website URL	Operating Agency	Services
Seoul Hanultari	<a href="http://www.mcfamily.or.kr">http://www.mcfamily.or.kr</a>	Seoul Metropolitan Government	Support programs, communities, Korean language education, employment support, vocational training, and information on public transportation for multicultural families in Seoul
Seoul Global Center	<a href="http://global.seoul.go.kr">http://global.seoul.go.kr</a>	Seoul Metropolitan Government	Civil service center for foreigners living in Seoul, support services for day-to-day life, consultation on licenses and taxation, etc.
Ansan Foreign Resident Service Center	<a href="http://global.iansan.net">http://global.iansan.net</a>	Ansan City, Gyeonggi-do Province	Information on support programs operated by the Ansan Foreign Resident Center and Multicultural Family Support Center, webzine in 8 languages, and guidebook on living and legal issues
Chungnam Dawoolim	<a href="http://dawoolim.net">http://dawoolim.net</a>	Chungcheongnam-do Province	Information on staying in Korea and living in Chungcheongnam-do Province (e.g. center news, guide to life in Korea, other cultures, everyday expressions)

### 3 Websites Operated by Private Organizations

Institution	Website URL	Operating Agency	Services
KBS World Radio	<a href="http://world.kbs.co.kr">http://world.kbs.co.kr</a>	KBS World	Information on news, current affairs, entertainment programs, etc. in multiple languages
MNTV (Migrant worker Network Television)	<a href="http://www.mntv.net">http://www.mntv.net</a>	Korea Support Center for Foreign Workers	News in multiple languages and everyday Korean expressions
Multicultural Family e-Learning Campaign	<a href="http://ecamp.cuk.edu">http://ecamp.cuk.edu</a>	Cyber University of Korea	Korean language education





## 4 Mobile Apps with Multilingual Support

### 2 Apps Operated by the Central Government

Mobile app	Operating agency	Services	Related website	Available on
Danuri	Korean Institute for Healthy Family	Information magazine for multicultural families (Rainbow+), guidebook for life in Korea, information on multicultural family support centers nationwide, and emergency contact information	Portal for supporting multicultural families <Danuri>	Android, IOS
Gongjon	Korea Immigration Service of the Ministry of Justice	Gongzone, a magazine published by the Korea Immigration Service of the Ministry of Justice	Korea Immigration Service of the Ministry of Justice	Android

### App Operated by Local Government

Mobile app	Operating agency	Services	Related website	Available on
MY SEOUL	Seoul Metropolitan Government	Administrative information, employment information, Korean language education information, multilingual chat, international calls, day-to-day life calls, wages calculations, and Dasan Call Center information	Seoul Hanultari	Android, IOS

### 2 Apps Operated by Private Entities

Mobile app	Operating agency	Services	Related website	Available on
KBS world radio	KBS	News, current affairs, entertainment and other programs related to Korea, with texts and videos in 11 languages	KBS WORLD RADIO	Android, IOS
Segye Sinmun	-	Newspapers from the United States, Japan, China, Mongolia, Russia, the Philippines, Cambodia, Vietnam, Thailand, etc.	-	Android, IOS




# III

## Alien Registration and Sojourn



Guidebook for Living in Incheon for Foreign Residents • Be an Incheoner





01. Visa

02. Alien Registration and Sojourn

03. Domestic Residence Registration

04. Incheon Immigration Office

Information

# III

## Alien Registration and Sojourn



### 1 Visa

#### 1) What is a “Visa”?

All visitors to the Republic of Korea must possess a valid visa according to their purpose of entry, and it must be attached to the passport. A visa is a mere recommendation for entry by the consulate in response to the application for an entry permit, and it does not guarantee entry. For instance, if the visa holder is found to not meet the requirements, he/she may be denied entry.

※ On the Korea Visa Portal site, <https://www.visa.go.kr> (available in English and Chinese), you can obtain accurate information on visas and apply for and be issued one in an easy and simple way.

#### 2 Korean Visas

- ① Visa number: Serial number of the issued visa
- ② Status of sojourn: Type of social activities that the visa holder can engage in or his/her status while staying in Korea
- ③ Period of stay: The number of days the visa holder can stay in Korea from the date of entry
- ④ Type: Type of visa (S: single entry visa, D: double entry visa, M: multiple entry visa)
- ⑤ Issuance date: The date on which the visa was issued
- ⑥ Expiry date of entry: Validity period of the visa (the date on which the visa holder must enter Korea by, as visas past their expiry dates are invalid)
- ⑦ Place of issuance: Information on the diplomatic office that issued the visa

#### 2) Type of Visa According to the Status of Sojourn

Visas are divided into 15 categories according to the status of sojourn. For more information, visit the Korea Visa Portal (<http://www.visa.go.kr>) → Visa by Categories.

### Visa Application Procedure (Diplomatic Office)

 Applicant

Submit the application form



 Consul

Receive and review the application form  
(diplomatic office)



 Consul

Issue a visa  
(diplomatic office)



 Applicant

Enter Korea

### Types of Visa According to the Status of Sojourn

- Short-Term Visit • Medical Treatment • Study/Language Training
- Professional (Employment) • Intra-Company • Transfe
- Journalism • Religious Affairs • Investment • International Trade
- Overseas Korea • Work and Visit • Family Visitor • Dependent Family
- Marriage Migrant • Trainee • Non-Professional (Employment)
- Diplomacy • Official Business

※ Click “Diplomacy·Official Business” → Learn about the eligibility criteria and scope of activities permitted for Diplomacy (A-1) and Foreign Government Official (A-2) visas

## 3) Visa Issuance Procedure

• **Visa application and issuance location:** Embassy or consulate of the Republic of Korea

# 2 Alien Registration and Sojourn

## 1) Alien Registration and Sojourn

- **Hi Korea website:** [www.hikorea.go.kr](http://www.hikorea.go.kr) (available in English, Japanese, Chinese) ☎ 1345
- **Korea Immigration Service Headquarters website:** [www.immigration.go.kr](http://www.immigration.go.kr) (available in English)

### Mandatory Alien Registration

- Foreigners who intend to stay in Korea for more than 90 days from the date of entry
- A person who has renounced their Korean citizenship and acquired foreign citizenship or a foreigner who was born in Korea and intends to stay for more than 90 days beyond the expiry date of their status of sojourn



- Exceptions to Mandatory Alien Registration
  - ▶ Those engaging in diplomatic affairs, official government affairs, or treaties and their families (A-1, A-2, A-3)
  - ▶ Those engaging in important affairs concerning diplomatic affairs, the industrial sector, and national defense and their families or other foreigners deemed necessary to be granted exemption by the Minister of Justice
  - ▶ Canadian citizens who intend to stay for less than 6 months and want to engage in activities corresponding to the following status of sojourn
    - ※ Culture and Arts (D-1), Religious Affairs (D-6), Family Visitation (F-1), Family Dependency (F-3), Other (G-1)

## Alien Registration Period

- Foreigners wishing to stay in Korea for more than 90 days → Within 90 days from the date of entry
- Foreigners granted a status of sojourn or permission to change their status of sojourn → When the permission is obtained (immediately)
  - ※ If a Canadian citizen with a B-2 visa (transit visa for tourists) applies for a change of status of sojourn within 6 months from the date of entry, he/she will be registered as an alien when permission is granted.

## Where to File an Alien Registration Application

- An alien registration card is issued by the Korea Immigration Service Office with jurisdiction over the applicant's place of residence.
  - ▶ Issuing agency: Incheon Immigration Office
  - ▶ Jurisdiction: Incheon Metropolitan City (excl. Incheon International Airport) and Bucheon and Gimpo in Gyeonggi-do Province
  - ▶ Address: 393, Seohaee-daero, Jung-gu, Incheon (Hang-dong)
  - ▶ Tel: 032-890-6407 / Fax: 032-890-6400
    - ※ Residents of Asan and Siheung in Gyeonggi-do Province need to go to the Ansan Office to file their alien registration application.

## Required Documents (Common for All)

- Passport, integrated application form, and standard-sized photo (3.5×4.5cm)
- Fees: Issuance of a registration card (30,000 won), but the fees for an extension of stay, change of status of sojourn, etc. vary, so call ☎ 1345 for more information.

#### • Additional Documents Required According to the Status of Sojourn

- ※ Application submitted by a representative (qualified person): Power of attorney, a copy of the applicant's ID card, a copy of the representative's ID card, an employment certificate of the representative, etc.
- ※ Details on the additional documents required according to the status of sojourn:  
「e-Government website for foreigners (www.hikorea.go.kr) (available in English, Chinese, and Japanese) → Information Sharing Corner → Immigration/Stay Guide」


## 2) Reissuance of Alien Registration Card

### Necessary in the Following Cases:

- Loss of the alien registration card
- Excessive wear on the alien registration card
- Insufficient space for placement of required information
- Permission to change the status of sojourn
- Report of change of alien registration information (name, sex, date of birth and nationality)
  - ※ The applicant must personally submit an application for reissuance within 14 days from the date of the occurrence of the reason for reissuance.

### Required Documents for Reissuance

- Reissuance application form and one standard-sized photo (3.5×4.5cm)
- Original alien registration card (must be submitted unless reissuance is requested due to loss)
- Fee: 30,000 won

 **Reissuance location** : Immigration Office with jurisdiction over the applicant's place of residence

### Obligation to Report Changes to the Alien Registration Information

In case a foreigner who has registered as an alien falls under any of the following, he/she or his/her representative must report the change(s) to the Immigration Office with jurisdiction over his/her place of residence within 14 days from the occurrence of such change(s). (In case of violation, a fine for negligence will be imposed in accordance with Article 35 of the Immigration Act)

- Change of name, sex, date of birth and/or nationality

- Change of passport number, issuance date and/or expiry date
- Change of affiliated organization or institution (incl. name change)
  - ※ Required documents: Integrated application form (report of change of foreigner registration information), passport, alien registration card, and evidentiary document for the change(s)

### Scope of Activity and Employment in Korea

- Foreigners can stay within the scope of the status and period of sojourn granted to them.
- Foreigners cannot engage in any political activities except where such is specifically permitted by law.
- Foreigners wishing to work must hold a valid visa for the type of employment they are seeking and must work only at the designated place.
- In case of changing their place of work, foreigners must obtain permission from or report to the competent Immigration Office.
  - ※ For details, please refer to the following website: 「e-Government website for foreigners (www.hikorea.go.kr) (available in English, Chinese, and Japanese) → Information Sharing Corner → Immigration/Stay Guide」

### Obligation to Report a Change of Place of Residence

- Foreigners who move to a new place of residence must notify the Immigration Office with jurisdiction over their new place of residence or file a move-in notification with the head of their si/gun/gu office or eup/myeon/dong office within 14 days of their move-in date.
- It is also possible to change the place of residence via the Hi Korea website (www.hikorea.go.kr).
- Marriage immigrants must report the change of place of residence even if their Korean spouse has filed a move-in notification with the dong community center.
- In case of violating this requirement, a penalty may be imposed pursuant to Article 36 of the Immigration Act.

#### • Required Documents (Common for All)

- ▶ Integrated application form, passport, alien registration card, proof of new address (lease agreement, confirmation of accommodation provision, etc.)





## 3 Domestic Residence Registration

### 1) Domestic Residence Registration for Foreigners of Korean Descent

#### Definition of “Overseas Koreans (‘Foreigners of Korean Descent’)”

Overseas Koreans, or foreigners of Korean descent, refer to persons who acquired Korean citizenship by birth (incl. Koreans who migrated outside Korea prior to the establishment of the Government of the Republic of Korea) and later acquired foreign citizenships or a direct descendant of someone meeting this description who acquired foreign citizenship.

#### What Is Domestic Residence Registration for Overseas Koreans?

“Residence,” otherwise known as “domicile,” refers to a place where the person will be residing for the purpose of staying in Korea for more than 30 days. Those intending to register their place of residence in Korea for the purpose of staying for more than 90 days must submit a registration form to the Immigration Office. Foreigners who do not file a domestic residence registration must file an alien registration within 90 days from the date of entry.

#### Registration Method and Required Documents

The person himself/herself prepares and submits required documents to the Immigration Office with jurisdiction over his/her place of residence.

※ The required documents vary according to the situation of the applicant, so it is advised that you visit the Immigration Office to consult the staff directly (basic documents necessary: domestic residence registration form, one photo (3x4cm), and a copy of passport).

#### Change of Place of Residence for Overseas Koreans

- Overseas Koreans must notify the Immigration Office with jurisdiction over their new place of residence or the head of their si/gun/gu office or eup/myeon/dong office of the change of place of residence within 14 days of the move-in date.
- It is also possible to change the place of residence via the Hi Korea website ([www.hikorea.go.kr](http://www.hikorea.go.kr)).
- In case of violating this requirement, a penalty may be imposed pursuant to Article 6 of the Immigration Act.

## Registration Method and Required Documents

- Passport and domestic residence registration card for overseas Koreans
- Application form for change of domestic residence
- Proof of new address (mail, lease agreement, confirmation of accommodation provision, etc.)

## Return of Domestic Residence Registration Card for Overseas Koreans

Overseas Koreans who fall under any of the following must return their domestic residence registration card to the Immigration office:

- An overseas Korean who becomes a Korean citizen must return the card within 30 days of completing the resident registration process
- An overseas Korean who is no longer eligible to stay as an overseas Korean must return the card within 30 days of becoming aware of the loss of qualification
- In case an overseas Korean who has died in Korea, the next of kin must return the card within 30 days of becoming aware of his/her death
- An overseas Korean who decides to leave Korea without the intention of returning within the sojourn period must return the card at the time of departure
  - ※ In case of a violation, a fine for negligence may be imposed pursuant to Article 8 of the Act on the Immigration and Legal Status of Overseas Koreans.

## 2) Resident Registration for Korean Nationals Residing Abroad

- This is the procedure for registering a Korean national who acquired permanent residency in a foreign country (incl. residing in a foreign country as a permanent residence) or who began residing abroad after January 22, 2015 as a “Korean national residing abroad” and issuing them a resident registration card that reads, “Korean National Residing Abroad.”
- After the date on which the domestic residence registration card for Korean national residing abroad (issued by the Ministry of Justice) is no longer valid (July 1, 2016), the person in question must start using the resident registration card for Korean national residing abroad.
- Korean nationals residing abroad who enter or leave Korea to reside in Korea or abroad for 30 days or longer must report it to their eup/myeon/dong office at the time of entry or departure.
  - ※ Required documents: A certified copy of the Register of Korean Nationals Residing Abroad or a copy of the passport, a photo for the issuance of a resident registration card (3×4cm, 3.5×4.5cm)
- There is a need to change one’s domestic residence card number to a resident registration number after resident registration as a Korean national residing abroad.
  - ▶ Private institutions: Must personally contact the bank, insurance company, telecommunication service provider, credit card company, etc. to change the ID number, if necessary
  - ▶ Public institutions: Must personally contact the relevant authorities to change the vehicle registration card (si/gun/gu), business registration card (tax office), etc. to change the ID number

### 3) Permanent Residency

For detailed information on obtaining permanent residency, go to the e-Government website for foreigners (www.hikorea.go.kr) → News & Announcements → Notice. Make sure to consult one of the representatives regarding your own situation before applying for permanent residency.

### 4) Naturalization

Foreigners who have never had Korean citizenship may become naturalized Korean citizens with authorization from the Minister of Justice. For detailed information on the required documents and other matters necessary for application, go to the e-Government website for foreigners (www.hikorea.go.kr) → Information Sharing Corner → Nationality/Naturalization Guide.





## 4 Incheon Immigration Office Information

### 1) About the Incheon Immigration Office

• **Location** : 393, Seohae-daero, Jung-gu, Incheon (Hang-dong)



### Services by Floor

Floor	Services
1F	<ul style="list-style-type: none"> <li>• Sojourn Management Office (Lunch Break: 12:00~13:00) <ul style="list-style-type: none"> <li>▶ Visa renewal and change of status of sojourn</li> <li>▶ Alien registration application and renewal, permanent residency application, etc.</li> <li>▶ Separate desks for Chinese and persons of other nationalities</li> </ul> </li> <li>• Visa/Certificate Issuance Office <ul style="list-style-type: none"> <li>▶ Visa issuance certificate application, certificate issuance, etc.</li> </ul> </li> <li>• Citizenship Office (Lunch Break: 12:00~13:00) <ul style="list-style-type: none"> <li>▶ Citizenship application and renunciation, etc.</li> </ul> </li> </ul>
2F	<ul style="list-style-type: none"> <li>• Investigation Office (Lunch Break: 12:00~13:00) <ul style="list-style-type: none"> <li>▶ Actual condition and trend survey, etc.</li> </ul> </li> <li>• Refugee Office (Lunch Break: 12:00~13:00) <ul style="list-style-type: none"> <li>▶ Refugee-related tasks such as refugee application, interview, decision-making, etc.</li> </ul> </li> </ul>
3F	<ul style="list-style-type: none"> <li>• Immigration Support Center (Lunch Break: 12:00~13:00) <ul style="list-style-type: none"> <li>▶ Information on social integration (KIIP) and early adaptation programs</li> <li>▶ International marriage information program, immigrant network, etc.</li> </ul> </li> </ul>

※ For more detailed information, feel free to contact the Immigration Contact Center: ☎ 1345.



## 2) Main Programs

### (1) Korea Immigration and Integration Program (KIIP)

A program designed to help immigrants to Korea gain the basic knowledge and skills (an understanding of the Korean language, culture, and society) they need in order to adapt to and become self-sufficient members of Korean society.

#### • Benefits for Those Completing the Program

- ▶ Naturalization applicants will be deemed to have passed the comprehensive evaluation required and be exempt from the naturalization interview.
- ▶ Permanent residency applicants will be deemed to fulfill the basic requirements necessary.
- ▶ Those applying for a change of status of sojourn (visa type) will be given bonus points and be exempt from proving their Korean proficiency.

#### • Application Method and Eligibility Criteria

- ▶ Apply online via the Immigration & Social Integration Network website ([www.socinet.go.kr](http://www.socinet.go.kr))
- ▶ Eligibility criteria: Foreigners and naturalized citizens (less than 3 years since naturalization) who are legally staying with an alien registration card or domestic residence registration card

### (2) International Marriage Information Program

This is a program aimed at supporting international marriages by helping international couples understand their spouses who have grown up in different cultures and environments and form a happy family. Participants can learn about international marriage-related systems, their spouse's culture, visa issuance procedures, etc.

#### • Application Method and Eligibility Criteria

A Korean citizen who intends to marry a citizen of a country designated by the Minister of Justice, or who wishes to invite a foreign spouse after entering into an international marriage. Koreans preparing for international marriage with citizens of the following countries must complete the International Marriage Information Program.

- ▶ How to apply: Apply online after signing up on the Immigration & Social Integration Network
- ▶ Applicable countries: China, Vietnam, the Philippines, Cambodia, Mongolia, Uzbekistan, and Thailand
- ※ For more information on how to apply, visit the Immigration & Social Integration Network website ([www.socinet.go.kr](http://www.socinet.go.kr)).

### (3) Early Adaptation Program

This is a program designed to teach foreigners coming to Korea for the first time the basic rules and information on life in Korea that will help them quickly adapt to Korean society.

#### • Marriage Immigrants

- ▶ Target population: A foreigner who entered Korea as a “marriage migrant (F-6)” or their spouse and family
- ▶ Educational opportunities given to those who have completed the alien registration procedure
  - ※ A foreigner who entered Korea with F-6 visa from China, Vietnam, the Philippines, Cambodia, Mongolia, Thailand or Uzbekistan must complete the early adaptation program.

#### • Koreans with Foreign Nationality

- ▶ Target population: Koreans with foreign citizenship wishing to register as a foreigner with a working visit (H-2) visa
- ▶ When registering as an alien, the applicant must submit the Early Adaptation Program Completion Certificate

#### • International Students

- ▶ Target population: Newly enrolling international students (D-2, D-4-1, etc.)
  - ※ Foreign students who have never participated in the program may participate if they wish to. Please note that programs are also offered to foreign entertainers (E-6-2), children entering the country in the middle of their school years, foreigners living in expat enclaves, etc.
- ▶ How to apply: Apply online after signing up on the Immigration & Social Integration Network ([www.socinet.go.kr](http://www.socinet.go.kr))



## Useful Expressions for Real-Life Conversations

- ① (When buying something at a souvenir shop)
  - How much is this?
  - Igeon eolmaingayo?
- ② (When something is more expensive than expected)
  - Could you give me a discount?
  - Kkakkajusil su innayo?
- ③ (If you don't know where the subway station is)
  - Excuse me. Where should I go to take the subway?
  - Sillyehamnida. Jihacheoreul taryeomyeon eodiro gayajyo?
- ④ (When ordering food at a restaurant)
  - Please give me 2 bowls of naengmyeon (cold buckwheat noodles).
  - Naengmyeon i-inbun juyseyo.
- ⑤ (When requesting to sign up for Korean language course by phone)
  - Hello? Can I sign up for a Korean language class?
  - Yeoboseyo? Hangegeo gyoyuk sincheonghal su innayo?
- ⑥ (When asking for a location to visit the center)
  - Where is the Incheon Help Center for Foreigners?
  - Incheon Oegugin Jonghap Jiwon Senteo-neun eodie innayo?
- ⑦ (At the center)
  - Thank you for your help.
  - Doumeul juseyoseo gamsahamnida.
- ⑧ (About to leave after getting the help you needed)
  - I came to sign up for a Korean language class.
  - Hangegeo gyoyuk sincheonghareo wasseumnida.
- ⑨ (When asking the taxi driver how much it costs to get to the Immigration Office)
  - How much does it cost to go to the Immigration Office?
  - Churippguk-oegugin-cheong-kkaji ganeunde yogeumi eolmana naonayo?
- ⑩ (When you don't know how to use the take-a-number system)
  - Could you help me?
  - Jom dowajusigesseoyo?
- ⑪ (When the Immigration Office staff provides you with an explanation, but you cannot understand it)
  - I would appreciate it if you could explain it in easier terms.
  - Swipge seolmyeonghae jusimyeon gomapgesseumnida.
- ⑫ (When you get lost while returning home after running the errands)
  - Excuse me. Do you mind telling me where we are?
  - Sillyehamnida. Yeogiga eodieyeyo?



# IV


## Life in Incheon



Guidebook for Living in Incheon for Foreign Residents • Be an Incheoner





- 
01. Residence (Housing)
02. Electricity, Water and Gas
03. Driving & Transportation  
(Driver's License & How to Use Various  
Transportation Modes)
04. Telecommunication
05. Waste
06. Public Institutions & Services  
(Administrative Agencies, Police  
Agencies, Fire Departments, Post  
Offices, etc.)
07. Consumption & Spending
08. Pregnancy, Childcare and Education
09. Health & Medical Care (Medical  
Institutions, etc.)
10. Employment & Work (Labor  
Standards Act, Social Insurance, etc.)

# IV

## Life in Incheon



### 1 Residence (Housing)

#### Real Estate at a Glance

- Incheon Map Portal: [imap.incheon.go.kr](http://imap.incheon.go.kr)
- A real estate-related portal site operated by Incheon Metropolitan City, where you can obtain information on the sale or lease of homes, buildings, and lands in Incheon

#### (1) Types of Housing

##### Apartment

- A type of multi-dwelling housing that is at least 5 stories high and equipped with amenities, such as commercial facilities, and a parking lot

##### Officetel

- A form of an office and apartment building with a parking lot
  - ※ A mixed-use building that serves as an office and residential building and is distinguished into one-room, two-room, three-room, hotel-style one-room, apartment-style one-room, etc. depending on the type and number of bedrooms there are

##### Single-Family Detached Home

- A house built alone on private land (a house that is not divided for registration; that is, there is only one owner)

##### Row-Houses & Multi-Family Dwelling

- A low-rise building with not more than five stories that is smaller than a typical apartment complex

## (2) Buying a Home

### • Relevant Laws & Regulations

- ▶ In Korea, it is customary to purchase both the land and the building at the same time in a real estate transaction.
- ▶ When a foreigner purchases a real estate property, the applicable law depends on his/her “status of sojourn” and the “purpose of buying the real estate property.”

### • Buying a Home to Live in

- ▶ When working with a real estate agent, make sure to check his/her credentials and experience before signing any contract.
- ▶ In case of concluding a real estate transaction contract based on a brokerage contract, all required procedures, such as registration of transfer of ownership (title), will be handled by the real estate agency.
- ▶ It is possible to draw up the real estate transaction contract in English.
- ▶ Before signing the contract, you must check the certified copy of the real estate register. (Visit the competent registry office with your alien registration card and passport.)

## (3) Leasing a Home

### • Jeonse (Lump-Sum Deposit without Monthly Rent)

- ▶ After entering into a 1- to 2-year jeonse contract, you must pay the jeonse deposit in the amount specified.
- ▶ At the end of the lease period, the deposit will be returned to you in full.
- ▶ At the time of concluding the lease agreement, you must first pay 10% of the jeonse amount as a down payment. (The balance is paid on the day you move in.)
- ▶ As a tenant, you must maintain the home in the condition that it was in when you first moved in.

### • Wolsae (Monthly Rent)

- ▶ After entering into a 1- to 2-year jeonse contract, you must pay the prescribed deposit and monthly rent for the duration of the lease period.
- ▶ The deposit is typically about 10 to 20 times the monthly rent.
- ▶ At the time of concluding the lease agreement, you must first pay 10% of the deposit as a down payment.
- ▶ When moving in, pay the balance left on the deposit and the monthly rent in advance.
- ▶ In principle, the deposit will be returned in full at the end of the lease period. However, in case of special circumstances such as failure to pay the monthly rent, the deposit minus the amount in arrears will be returned.

## Moving Tips!



### When reviewing a lease agreement, make sure to check the following items:

- ① To avoid disputes, check the important details such as the amount of the deposit, rent payment method, real estate brokerage fee, move-in date, lease period, etc.
- ② If the lessor and the lessee agree to the terms and conditions of the agreement, it will be drawn up in writing, and each party will keep one copy each.
- ③ Be sure to budget for the move. (Money to be paid for moving services and other expenses)
- ④ Visit the gu office or the Immigration Office to change your place of residence within 14 days of moving in.
- ⑤ Visit the registry office or the competent administration and welfare center to receive a confirmation date on the lease agreement.
- ⑥ Look up the certified copy of the real estate register to check the relevant information.
- ⑦ It is safest to transfer the money (i.e. deposit, intermediate payment, and the balance) to a bank account in the name of the landlord who signed the lease agreement.

### • What Is the “Confirmation Date”?

- ▶ The confirmation date proves that a lease agreement exists.
- ▶ A reputable agency must stamp the lease agreement with a confirmation stamp, after which the confirmation date number must be written on the agreement.
- ▶ This is an official document that gives the recipient (tenant) the right to preferential payment to get their deposit back when necessary.

### • Importance of the Confirmation Date

- ▶ In case the home under the lease is sold via an auction, disposition on default, etc., the lease relations become extinct. In such cases, the tenant must have a confirmation date in order to receive his/her deposit back before other creditors.

### • Jeonse Deposit Refund Guarantee Insurance

- ▶ Jeonse tenants may choose to sign up for a Jeonse deposit insurance with the Korea Housing & Urban Guarantee Corporation (HUG, [www.khug.or.kr](http://www.khug.or.kr)) to protect themselves against the risk of not getting their deposit back.

**Real Estate Brokerage Rates**

Home repair (as of 2018)

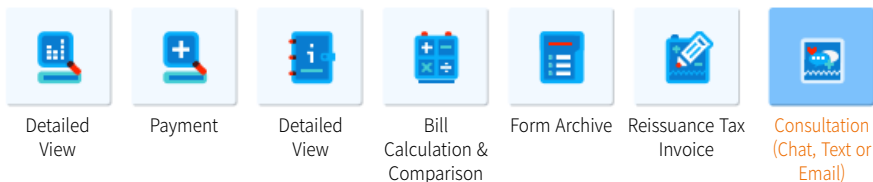
Transaction type	Transaction amount	Upper limit (%)	Total limit
Sales	Less than 50,000,000 won	0.6	250,000 won
	50,000,000 ~ less than 200,000,000 won	0.5	800,000 won
	200,000,000 ~ less than 600,000,000 won	0.4	-
	600,000,000 ~ less than 900,000,000 won	0.5	-
Lease (jeonse and wolsae)	Less than 50,000,000 won	0.5	250,000 won
	50,000,000 ~ less than 100,000,000 won	0.4	800,000 won
	100,000,000 ~ less than 300,000,000 won	0.3	-
	300,000,000 ~ less than 600,000,000 won	0.4	-

- The brokerage fee is determined between the client and the real estate agent within the scope that it does not exceed 9/1,000 of the transaction amount in the case of a residential sale or exchange agreement where the transaction amount is 900,000,000 won or greater and within the scope that it does not exceed 8/1,000 of the transaction amount in the case of a residential lease agreement where the transaction amount is 600,000,000 won or greater.

**2 Electricity, Water and Gas****(1) Electricity**

- KEPCO website: [home.kepcoco.kr](http://home.kepcoco.kr) (available in English, Chinese, French, and Spanish) ☎ 123
- Electricity charges are billed according to the amount of use determined on the monthly metering day. Electricity billing date varies depending on the metering date, and it is billed together with the TV reception fee. Payment can be made at a commercial bank or by automatic transfer.

※ You can check and pay your bill via the cyber branch on the KEPCO website.



## (2) Water

• **Waterworks Headquarters Incheon Metropolitan City website:** <https://www.incheon.go.kr/water/> (available in English and Chinese) ☎ 032-120

• Incheon's tap water system is operated and managed by the Waterworks Headquarters Incheon Metropolitan City. Water charges are billed according to the amount of use determined on the monthly metering day. In some residential buildings where multiple households reside, there may be just one water meter installed for the entire building, or there may be a separate water meter installed for individual units. In the case of apartments, total charges are divided by the number of households. If your water bill has suddenly surged, it may be due to a leak, so make sure to call the waterworks office with jurisdiction over your place of residence and request an inspection.

### Tips to Prevent the Water Meter from Freezing in Winter

- Place old clothing, etc. inside the water meter protection box and wrap a plastic bag around it so that cold air does not enter.
- When leaving home, open the water tap on the bathtub, etc. slightly to let the water drip.

## (3) Gas (City Gas, LPG gas)

• **Incheon City Gas website:** [www.icgas.co.kr](http://www.icgas.co.kr) ☎ 1600-0002

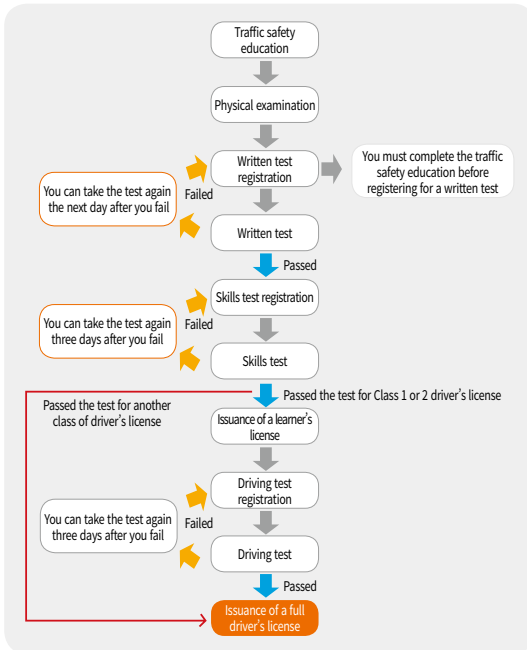
• There is a need to make a habit of turning off the gas valve after using gas. Gas leaks are extremely dangerous, so make sure to receive a gas safety inspection from time to time. (Safety inspectors from the gas company will visit your home once a month to do an inspection if you are using city gas.) If you want to check for gas leaks yourself, mix dish soap and water at a 1:1 ratio and apply it around the hose connection. Formation of bubbles is an indication that the gas is leaking, and immediate repair is necessary.

### Tips When Moving: Paying Utilities

- Electricity and water bills: Inform the service providers of the amount shown on the meters on the day you move out and pay the amount billed to you.
  - ▶ Inquiries on the electricity bill: KEPCO Call Center ☎ 123
  - ▶ Inquiries on the water bill: Michuhol Call Center ☎ 032-120
- Gas bill: Before moving, call Incheon City Gas in advance and inform them of your scheduled moving date, address, contact information, etc. A customer center representative will visit your home to settle your final gas bill and take any other necessary measures, such as removing and connecting gas stoves and intermediate valves.
  - ▶ Inquiries on the gas bill: Incheon City Gas Call Center ☎ 1600-0002



## 3 Driving & Transportation (Driver's License & How to Use Various Transportation Modes)



### (1) Driving test

#### (1) Acquisition of a Driver's License in Korea

- In Korea, there are Class 1 and Class 2 driver's licenses, and the type of vehicle you can drive depends on the class of driver's license you have. In order to acquire a full license, you need to pass three tests: written test, skills test, and driving test. The tests are administered at driver's license examination offices, but they can also be taken at designated private academies.



#### • Driver's License Acquisition Procedure

You can obtain detailed information on each step by visiting the Road Traffic Authority's Safe Driving website(<https://www.safedriving.or.kr/>) → Guide to the Driver's License Test → License Acquisition Procedure. On the website, you can also sign up for the tests, look up your license information, request issuance of a driver's license, etc.

#### • Incheon Driver's License Examination Office

The Incheon Driver's License Examination Office operates a written test assistance system and skills test center for foreigners.

- ▶ Address: 1247, Aam-daero, Namdong-gu, Incheon (Gojan-dong)
- ▶ Inquiries: 1577-1120

### Driver's License Classes for Multicultural Families

- Ganghwa Police Station : 032-930-0393
- Gyeong Police Station : 032-363-6238
- Namdong Police Station : 032-718-9376
- Nambu Police Station : 032-717-9376
- Bupyeong Police Station : 032-363-1376
- Samsan Police Station : 032-509-0376
- Seobu Police Station : 032-453-3376
- Yeonsu Police Station : 032-453-0376
- Jungbu Police Station : 032-760-8376
- Nonhyeon Police Station : 032-454-9376

※ Wonderful Driving website ([www.wonderfuldriving.com](http://www.wonderfuldriving.com))

The Wonderful Driving website provides information on how multicultural families can acquire driver's licenses.

- Information on where to take the tests and the related procedures
- Provides courses on the written test, skills test, and driving test as well as sample questions from the written test (available in 10 languages; must sign up in order to receive the services)
- ※ Available in Korean, English, Japanese, Chinese, Vietnamese, Thai, Indonesian, Mongolian, Cambodian, and Russian



## (2) Exchanging a Foreign Driver's License for a Korean Driver's License

- A foreign driver's license issued by a country with which Korea has concluded a related treaty (approx. 130 countries) can be exchanged for a Korean driver's license. Once the authenticity of the license is confirmed based on the required documents submitted, such as confirmation by the embassy of the country in question, the applicant can obtain a Korean driver's license after passing the aptitude test (physical exam) and written test (exempt for those with licenses from countries where Korean driver's license is recognized).
- The validity of a foreign driver's license is recognized only for a full license that has not expired. Exchanges are not possible for a learner's license, temporary license, etc.
  - ▶ Where to apply: Driver's License Examination Office anywhere in the country

### • Countries That Recognize Korean Driver's License

They are countries where a Korean driver's license can be exchanged for a local license without any additional examinations. The list of the countries is updated by the National Police Agency every year.

- ▶ License issued by a country that recognizes Korean driver's license: applicant only needs to complete the aptitude test (physical exam)
- ▶ License issued by a country that does not recognize Korean driver's license: applicant must complete the aptitude test and simplified written test (20 multiple choice questions)
- ▶ Other matters: a foreign license may be exchanged only for a Class 2 driver's license

※ You can look up the countries that recognize Korean driver's license by visiting the Road Traffic Authority's Safe Driving website (<https://www.safedriving.or.kr/>) → Exchanging Foreign License for Korean License

## (3) International Driving Permit

- Those who have acquired an international driving permit from abroad are allowed to drive in Korea until the expiry date (1 year from the date of entry). However, international driving permit holders may drive only the vehicle type indicated on the permit.

## (4) Vehicle Registration and Insurance

### ① Vehicle Registration

- New registration
  - ▶ After purchasing a vehicle, you must register it at the gu office with jurisdiction over your place of residence.
  - ▶ Car sales companies offer new registration service, free of charge. The required documents are the same as the ones for Koreans. (You need to bring your ID card)
  - ▶ A temporary license plate will be issued prior to the official registration, and it can be used for not more than 10 days.

## ② Car Insurance (Liability Insurance)

- ▶ When purchasing a vehicle, you must subscribe to a liability insurance policy to prepare for a potential accident.
- ▶ Since the amount insured varies depending on the insurance policy, make sure to choose one that suits your driving style.
- Automobile Liability Insurance
  - ▶ Vehicle owners are obligated to subscribe to a liability insurance policy to compensate the victim(s) in the event of an injury or death that is attributable to their vehicle operation (Article 5 of the Guarantee of Automobile Accident Compensation Act)
  - ▶ Any vehicle owners who operates a vehicle without any liability insurance will be sentenced to imprisonment for not more than one year or a fine of not more than 10 million won.

## (2) Various Transportation Modes Available

### (1) Buses

- Bus users pay a flat rate by cash or with a transportation card. It is convenient to get a transportation card because it means you do not need to carry cash and receive change or purchase a ticket every time. Plus, transportation card holders receive a discount, so it's a great way to save money. There are two types of transportation cards: prepaid, reloadable cards and postpaid type (credit card).
  - ※ Transportation card users must tag the transportation card on the reader before getting off the train to complete the transfer process.
  - ※ Eligibility for free bus rides: Children under the age of 6 accompanied by parents can ride for free.

### Base Fares for Incheon Buses


(Unit: won)

Category		Cash			Card		
		General	Youth	Child	General	Youth	Child
Regular bus	Blue bus	1,300	900	500	1,250	870	500
	Town bus	1,000	700	400	950	600	350
Seats bus	Other cities/provinces	2,000	1,500	900	1,300	900	530
	Bound for Yeongjong	2,400	1,800	1,000	1,650	1,200	700
Broad-area bus (direct, seats)		2,650	1,500	1,100	2,650	1,500	1,100
M Bus (broad-area bus, express)		2,900	2,100	1,600	2,800	2,000	1,600

## • How to Purchase and Use Transportation Cards

### ① Prepaid, Reloadable Transportation Cards (T-Money and Cash Bee)

- ▶ Prepaid, reloadable transportation cards can be purchased at convenience stores and designated subway stations. It can be used for all types of public transportation in Incheon, including the subway, buses, and taxis, and at some convenience stores, the amount on the card can be used like cash. The cost of the card is around 2,500 won, and it is divided into General, Youth, or Child. You can top it up at a convenience store or subway station in increments of 1,000 won. Note that these cards are not accepted in other parts of the country.



### ② Postpaid Transportation Card

- ▶ A postpaid transportation card primarily refers to a transportation card issued by a card company. Generally, it is a debit card or credit card with an RF feature that allows it to be used as a transportation card. Since this is a form of paying by credit, which means you can use transportation even if you don't have any money on you at the moment. It can also be used throughout the country. Note, however, that a postpaid transportation can only be issued to those who are at least 19 years old, and thus there are no discounts for youth and children. So it is far better for those eligible for a concession to use a prepaid transportation card instead.

#### ※ Other Notable Matters Concerning Transportation Cards

- ▶ Postpaid transportation card can only be used by those who have been issued a credit card from a card company.
- ▶ Check whether your debit card or credit card has a transportation card function. (There must be a postpaid transportation card mark on the back of the card.)
- ▶ The fare paid for with the postpaid transportation card will be billed with the statement for the following month.
- ▶ If you tag your wallet that contains two or more transportation cards, it will result in an error or you may get double charged.

## Tips for Bus Users

- Incheon Metropolitan City Bus Information Management System website: [bus.incheon.go.kr](http://bus.incheon.go.kr)
  - ▶ It provides information on bus routes, schedules (arrival intervals), etc.
- Smartphone app
  - ▶ Search for Incheon bus, Seoul bus, or buses in Korea, etc. and download the related app.

## (2) Subway

- The subway fare is charged incrementally from the base fare according to the distance traveled. It can be paid using either a single-use transportation card or a general transportation card (prepaid or postpaid transportation card). In the case of a general transportation card, it can be used to pay for bus and subway fare, and it is possible to transfer between the subway and bus systems for free or at a discounted rate. On the other hand, a single-use transportation card can only be used on the subway. You must also pay a deposit of 500 won, which will be refunded to you when you return it into one of the machines.

### How to Use the Single-Use Transportation Cards (Subway)

#### 1. Purchasing a single-use transportation card

Select your destination on the Single-Use Ticketing and Transportation Card Top-up Machine and pay the 500-won deposit plus the fare. You will receive a single-use transportation card.

※ The deposit (500 won) is received to promote the reuse of the single-use transportation cards.



#### 2. Boarding and disembarking

Tag the single-use transportation card on the reader to your right.

※ The T-money logo will be shown on the contact surface where you need to tag the card.



#### 3. Receiving your deposit back

After you get off the train, go to a deposit refund machine and insert your card to get a refund.



(Base fare for the subway)

Category	General transportation card	Single-use transportation card
General	1,250	1,350
Youth	720	1,350
Elementary school student	450	450

### • How to Use the Subway

- ▶ Make sure to board the train that is bound for your destination.
  - ▶ In some segments of the subway, there are express trains in operation. These trains do not stop at all stations, so be careful when boarding.
- ※ Express Train Service Segments  
 (Seoul Subway Line 1 Bupyeong Station ↔ Yongsan Station; Dongincheon Station ↔ Yongsan Station; Seoul Subway Line 9 Gimpo Airport ↔ Sports Complex; AREX Incheon International Airport Station ↔ Seoul Station)



### • Types of Subway

- ▶ **Seoul Subway:** There are lines 1 to 9, etc. that travel between Incheon ↔ Seoul, Seoul ↔ Seoul, and Seoul ↔ Gyeonggi. In Incheon, there are Seoul Line 1 stations between Bucheon and Seoul.
- ▶ **Incheon Subway:** The Incheon Subway allows users to travel between different areas of Incheon and transfer to and from Seoul Line 1 (Bupyeong Station and Juan Station), Line 7 (Bupyeong-gu Office), Suin Line (Woninjae Station), and AREX (Gyeyang Station and Geomam Station).
- ▶ **Airport Railroad Express (AREX):** This is the line connecting Incheon International Airport ↔ Incheon ↔ Seo with regular trains that stop at all stations and direct trains that stop only at Incheon International Airport and Seoul stations.
  - Regular train (66 minutes, stops at all 13 stations from Incheon Airport Station to Seoul Station and vice versa, departs every 12 minutes)
  - Direct train (51 minutes, non-stop operation from Incheon Airport Station to Seoul Station and vice versa, departs every 30 minutes)
- ▶ Passengers on AREX regular trains can transfer to Incheon Line 1 (Gyeyang Station), Incheon Line 2 (Geomam Station), Seoul Line 1 (Seoul Station), Line 2 (Hongik University Station), Line 4 (Seoul Station), Line 5 (Gimpo Airport Station and Gongdeok Station), Line 6 (Digital Media City Station and Gongdeok Station) or Gyeongin Line (Digital Media City Station, Hongik University Station, Gongdeok Station, Seoul Station).
- ▶ **Suin Line:** A subway line connecting Incheon and Suwon that makes it easy to travel to and from Ansan and Oido in Gyeonggi-do Province.

### Tips for Subway Users

You can obtain information on subway schedules from the following websites:

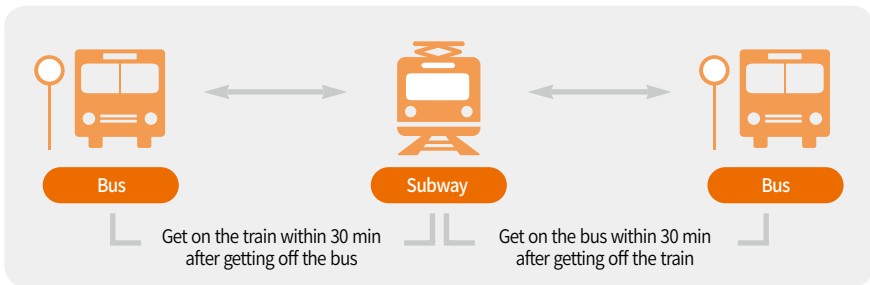
- Incheon Transit Corporation (Incheon Lines 1 and 2): [www.ictcr.or.kr](http://www.ictcr.or.kr) (available in English, Chinese, and Japanese) ☎ 1899-4446
- Seoul Metro (Seoul Lines 1 to 8): [www.seoulmetro.co.kr](http://www.seoulmetro.co.kr) (available in English, Chinese, and Japanese) ☎ 1577-1234
- Seoul Metro Line 9: <http://www.metro9.co.kr> (available in English) ☎ 02-2656-0009
- KORAIL Airport Railroad: [www.arex.or.kr](http://www.arex.or.kr) (available in English, Chinese, and Japanese) ☎ 1599-7788

※ What is the Seoul Capital Area Transfer System?

- When transferring between buses, subway systems, etc. of Incheon, Gyeonggi, and Seoul, the total fare will be charged based on the total distance traveled (can use a transportation card). For transfers, the fare must be paid with a transportation card, and you must tag your card on the reader when getting on/off.



### • Transfer (Example)



### • Transfer Time & Window

- ▶ Between 7:00~21:00: within 30 minutes after tagging to get off
- ▶ Between 21:00~07:00: within 60 minutes after tagging to get off

### • Rules of Transfer

- ▶ Transfer discounts are not applicable to consecutive travels on the subway (i.e. when you exit the platform area and re-enter).
- ▶ Total number of transfers: Transfer discounts are applicable up to 5 modes.
- ▶ Multi-passenger (2 or more) transfer: Transfer discounts are applicable only to the same number of people. (Applicable to buses only, not the subway)
- ▶ Transfer discounts are not applicable to consecutive travels on the subway (i.e. when you exit the platform area and re-enter).

### (3) Taxi (Cab)

In Korea, you can pay the taxi fare by cash or with a credit card or transportation card. However, transfer discounts do not apply to taxis.

#### • Regular Taxi

- ▶ It is a means of transportation that allows you to travel to your desired destination at once without any unwanted stops in between. It can accommodate not more than five people.
- ▶ 100 won is charged for every 135m or 33 sec traveled. A 20% surcharge is added after midnight (12 am).

#### • Call Taxi

- ▶ When you call the taxi company by phone, they will dispatch a driver to the requested location. The base fare varies across taxi companies.
  - ※ Call taxi companies in Incheon: Incheon Call 1577-5588, Seven Call 032-611-7777

#### • Large Taxi

- ▶ It can accommodate up to 9 passengers. The base fare is 6,500 won (as of 2019), and 200 won is charged for every 151m traveled.

#### • Model Taxi (Deluxe Taxi)

- ▶ Model taxis are superior to regular taxis in terms of vehicle model and service. The base fare is 6,500 won (as of 2019), and 200 won is charged for every 151m traveled.





### Tips for Taxi Users

- **Taxi-Related Smartphone App**
  - ▶ Download and use Easy Taxi, Dangol Taxi, and/or Incheon Taxi Ansim Service (Secure Taxi Service).
- Incheon Transit Corporation offers call taxi service for persons with disabilities ☎ 1577-0320
  - ▶ Book or cancel online by visiting Incheon Transit Corporation website ([www.ictr.or.kr](http://www.ictr.or.kr)) → Call Taxi for Persons with Disabilities → Internet Call Booking or [www.intis](http://www.intis).
- FC Taxi Ansim Service (Secure Taxi Service)
  - ▶ Hold your smartphone on the NFC tag in the taxi to open the mobile app where you can send the license plate number, your current location, start/end time of your trip, etc. to anyone you wish.

## (4) Intercity Bus & Express Bus

If you want to get to areas outside Incheon, it is convenient to travel by an intercity bus or express bus, which you can find at the Incheon Bus Terminal. The terminal is highly accessible as it is connected to Incheon Bus Terminal Station (Incheon Line 1).

- **Ticketing:** You cannot prebook a bus trip to Seoul, Gyeonggi-do, and areas in between because there is no seat designation, but you can use your transportation card. You can book online and obtain your ticket using one of the unmanned ticketing machines in the waiting area or in the terminal or at a ticketing desk.
- **Online booking:** You can book online on the following websites:
  - ▶ Intercity bus: Bus Tago website: [www.bustago.or.kr](http://www.bustago.or.kr) (available in English)
  - ▶ Express bus: Kobus website: [www.kobus.co.kr](http://www.kobus.co.kr) (available in English)
- **Incheon Bus Terminal**
  - ▶ Subway: Get off at Incheon Bus Terminal Station on Incheon Line 1
  - ▶ Inquiries: ☎ 1666-7114



## (5) Train

When traveling from Incheon to other areas (especially in the south), you can take a train rather than an intercity bus. There are no train stations in Incheon, however, so you need to go to Yeongdeungpo Station or Seoul Station (Seoul Line 1).

- Let's KORAIL website: [www.letskorail.com](http://www.letskorail.com) (available in English, Chinese, and Japanese) ☎ 1544-7788

### • Types of Trains

#### • Regular Trains

- ▶ Mugunghwa: It connects Seoul, Jeolla-do, Gyeongsang-do and Gangwon-do. The fare is cheaper than other trains, but the travel time is longer.
- ▶ Saemaeul: It is faster than Mugunghwa and is divided into general cabins and special cabins. The fare is a bit more expensive compared to Mugunghwa.

#### • High-speed Trains

- ▶ KTX: Korea's first high-speed train that will take you to your destination 2 to 3 hours (depends on the distance, of course) earlier than Mugunghwa. The fare is more expensive than that of Mugunghwa and Saemaeul.
- ▶ Sightseeing trains: There are various sightseeing trains depending on the region and theme, with each route associated with famous tourist attractions. For more information, visit the Let's KORAIL website.

#### • How to use

- ▶ Online booking: You can book a train ticket (excl. AREX) on the website.
- ▶ On-site ticketing: You can purchase a train ticket at any of the train stations (Seoul Station, Yeongdeungpo Station, etc.) or at Bupyeong Station (Incheon Line 1) in Incheon.



## (6) Air Travel

Tickets can be booked on the Internet, by phone, etc. directly with the airline or via a travel agency, or in person at the airport.

### ① Domestic Flights

There are two major airlines, Korean Air and Asiana Airlines, as well as several smaller airlines operating domestic routes. Domestic flights are mainly available via Gimpo Airport. Information on domestic flights and airports can be found on the Korea Airports Corporation website ([www.airport.co.kr](http://www.airport.co.kr)).

※ Get real-time flight information and information on ticket reservation for any of the airports in the country by clicking on the name of the region in question (14 locations including Gimpo, Gimhae, and Jeju) at the top of the website. Some regional airports also offer international flights.

-Korea Airports Corporation website: [www.airport.co.kr](http://www.airport.co.kr) (available in English) ☎ 1661-2626

### ② International Flights

It is Incheon International Airport that handles the vast majority of international flights. You can check the international routes available and flight schedules on the Incheon International Airport Corporation website.

※ Go to the Incheon International Airport website ([www.airport.kr](http://www.airport.kr)) → Departure/Arrival.

※ Obtain information on boarding locations in relation to various means of transportation available at Incheon Airport by visiting the Incheon International Airport website ([www.airport.kr](http://www.airport.kr)) → Transportation/Parking → Public Transportation/Parking Information.

- Incheon International Airport website: [www.airport.kr](http://www.airport.kr) (available in English, Chinese, and Japanese) ☎ 1577-2600



## (7) Sea Travel

Since passenger ship and ferry operations are affected by the weather, it is advised that you check the real-time operation information to know the exact schedule before you begin your trip.

- ※ The fares shown below do not include the fuel surcharges and terminal charges and are subject to change. (During peak season, a premium of around 10% is generally applied to the base fare.)

### 1) Domestic and International Passenger Ships

※ Schedules and fare information: Visit the Incheon Port Facility Management Center website → Operation Information

#### • Domestic Trip

- ▶ Incheon Port Authority website: [www.ipfc.or.kr](http://www.ipfc.or.kr) ☎ 1599-5985 (ARS available in Chinese)
  - ※ Incheon citizens are eligible for a 45% discount for domestic ferries and do not need to pay a weekend surcharge.

#### • International Trip

- ▶ Incheon Port Facility Management Center website: [www.ipfc.or.kr](http://www.ipfc.or.kr) ☎ 1599-5985 (ARS available in Chinese)

### 2) Other Docks

#### • Sammok Dock and Wolmi Dock

You can travel to and from the islands of Wolmido and Ongjin-gun, Incheon by ferry.

- Website: [www.sejonghaeun.com](http://www.sejonghaeun.com) ☎ 032-751-2211
  - ※ Visit the website for information on the ferry schedules and fares.



## 4 Telecommunication

### [1] Telephones and Mobile Phones

#### (1) Landline telephones

- If you want to use a landline phone at home or in the office, call a landline service provider. Installation and additional costs may be incurred when installing the phone. Major landline service providers in Korea are KT (☎ 100), SK Broadband (☎ 106), and LG U+ (☎ 101). The current trend, however, is to switch from a landline to an Internet phone, and we advise that you choose a company that offers the best plan and service for you. If you are a foreigner, you need a copy of your passport and alien registration card to sign up.

#### (2) Mobile Phone

In Korea, almost everyone has a mobile phone. Major carriers in Korea are SKT, KT, and LGT, which offer different plans and benefits.

- ※ Prepaid mobile phone: The fee is slightly higher than that of regular mobile phones (postpaid), but there is no contract period, which means you can use it for only a desired duration.



#### For Foreigners to Get a Mobile Phone

- Present your alien registration card or domestic residence registration card
- Must pay either via bank transfer from your own bank account or with a credit card in your name

### (3) Making Phone Calls

• **International calls** : Press (service number → country code → area code → phone number).

※ Example) When calling from Korea to China:

- International call service number (001) + country code (86) + area code (20) + phone number (1234-5678)

※ International call service number: KT(001), SK Telink (00700), LG U+ (002), Onse Telecom (00365)

### Country Codes

Country	Country Code	Country	Country Code	Country	Country Code	Country	Country Code
Nigeria	234	Brazil	55	Iran	98	Colombia	57
Nepal	977	Sudan	249	Egypt	20	Thailand	66
Russia	7	Sri Lanka	94	India	91	Turkey	90
Malaysia	60	Syria	963	Indonesia	62	Pakistan	92
Mexico	52	Singapore	65	Japan	81	Peru	51
Mongolia	976	Argentina	54	China	86	Philippines	63
Myanmar	95	Angola	244	Chile	56	Hong Kong	852
Bangladesh	880	Uzbekistan	998	Kazakhstan	7	USA	1
Vietnam	84	Iraq	964	Cambodia	855	Australia	61

#### • Long-distance calls

In Korea, there are a total of 17 area codes. Within the same area, you only need to dial the phone number without the area code, but when calling someone in a different region, you must dial the area code first and then the phone number.

Example) Calling from Incheon to Incheon: ☎ 000-0000

Calling from Incheon to Busan: ☎ 051-000-0000

### (2) Internet

• In Korea, an IT powerhouse, high-speed Internet lines is accessible anywhere in the country. Major Internet service providers are KT Olleh, SK Broadband, and LG U+. You can sign up by contacting the company of your choice by phone or on the website. Once your installation request is received, the company will dispatch a technician.

- Sign-up fee, basic fee, equipment (modem) fee, etc. will be incurred. Make sure to choose the best plan for you considering how much Internet you typically use and the benefits/discounts they offer. In most cases, you can receive discounts for signing a 1-, 2- or 3-year agreement, but remember that when you cancel before the agreement ends, you'll be charged a cancellation penalty.

※ You can enjoy discounts by combining different products (Internet, telephone, mobile phone, etc.).

### (3) Broadcasting

#### (1) Terrestrial TV

Since terrestrial television has a limited range of radio frequencies, only the approved broadcasters assigned radio frequencies can use them to transmit television signals. Terrestrial broadcasting stations include KBS, MBC, SBS, and EBS, which are subject to more restrictions than other broadcasting stations. They must, for example, comply with the relevant laws and serve the public interest.

#### (2) Cable TV

Cable broadcasting stations, which are free from the restrictions faced by terrestrial broadcasting stations, tend to broadcast more specialized programs. It is possible to use foreign satellite TV programs using an optical cable, and if you install a modem and a cable converter, you can receive additional services such as video phone, Internet, video on demand (VOD), distance education, and home banking. Foreigners need to present their alien registration cards to sign up, and since service providers may require a different set of required documents, make sure to call the cable television service provider for details. In addition to service fees, equipment (e.g. modem) and installation fees may be incurred.

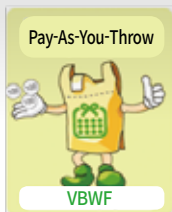


#### (3) Satellite TV

Satellite TV, which has been created to overcome the limitations of terrestrial TV, retransmits the television signals to a receiving antenna on the ground using a broadcasting satellite. You can watch channels from all over the world on satellite TV.

※ Inquiries about satellite TV

- Skylife website: [www.skylife.co.kr](http://www.skylife.co.kr) ☎ 1588-3002



## 5 Waste

In Korea, the Volume-Based Waste Fee (VBWF) System is in place to charge people a fee based on the amount of garbage they throw away. This system has been introduced to reduce waste and promote recycling. Garbage must be put in a VBWF bag, which can be purchased at a nearby supermarket.

### 1) Regular Waste

Discard regular waste in a VBWF bag and throw it away at a designated location so that it can be picked up at a designated time.

- VBWF bags are different for each district (gu) so make sure you buy the ones that are designated for yours.
- If you move to a different district, you can still use the ones you have left.

### 2) Food Waste

Food waste is processed after collection to be used as animal feed or compost, so foreign matter and water must be removed and discharged separately. Get a VBWF bag, sticker, or payment certificate for food waste, and throw it away at a designated place. Do not leave the container outside even after the waste is picked up, as it may become damaged. So make sure to bring it inside after collection.

※ In the case of apartments and public housing, there are designated food waste bins.

#### How to Dispose of Food Waste

- ▶ Rinse out any high-sodium food materials such as soybean paste, red pepper paste, soy sauce, and kimchi.
- ▶ Remove toothpicks, wooden chopsticks, plastics, bottle caps, and shellfish.
- ▶ Remove any substances that are not considered food waste and disposed of them in a VBWF bag for regular waste.





### What Should Not Be Included in Food Waste

The following types of waste must be discarded as regular waste:

Type	Item
Vegetables	Onion skin, corn husk, cornstalk, pepper stalk
Fruits	Hard nutshells such as those of walnuts, chestnuts, peanuts, and acorns Hard seeds of stone fruits such as peaches, apricots, and persimmons
Meats	Hairs and bones of cattle, pigs, chickens
Fish & Shellfish	Shells of shellfish such as clams, conch, abalone, sea squirts, and oysters
Scraps	Single-use teabags (green tea, medicinal herbs, etc.) in paper, cloth, etc.

### 3) Recyclables

You can contribute to environmental conservation and protection by separating your recyclables, which are valuable resources. The government recommends separate disposal and collection of recyclables according to their type and recycling guidelines.

### Four Key Points in Recycling

1. Empty: Empty out all the contents from the container.
2. Rinse: Wipe or rinse off any foreign matter, food residue, etc.
3. Remove: Remove the parts that are made of a different material from the body such as the label and lid.
4. Sort and separate: Separate the recyclables according to the type of material they are made of and their properties before disposing of them in the collection bins.

### Recyclables and Separate Disposal Guidelines

Category	Sub-category (recyclable)	Non-applicable (non-recyclable)	Guidelines
Corrugated paper	Corrugated cardboard boxes, etc.	Cold storage boxes for courier delivery, boxes that are not lined with inseparable aluminum foil, plastic, etc.	<ul style="list-style-type: none"> <li>• Remove any plastic coating, adhesive tape, iron pins, etc., and then fold them into a flat shape</li> <li>• Discard them in a designated place so that they do not mix with other types of paper</li> </ul>

## Recyclables and Separate Disposal Guidelines

Category	Sub-category (recyclable)	Non-applicable (non-recyclable)	Guidelines
Paper other than corrugated paper	Cartons (sterilized carton) - Milk cartons, soymilk cartons, soju cartons, juice cartons, etc.		<ul style="list-style-type: none"> <li>• Empty the contents and remove any residues by rinsing them out</li> <li>• Remove any straw, plastic, etc. that is of a different material from the carton</li> <li>• Discard in a carton bin so that they do not mix with other types of paper</li> <li>• If there isn't a bin exclusively for cartons, tie cartons together with a string, etc. so that they are easily distinguishable from other types of paper</li> </ul>
	Newspapers	Advertisements coated with plastic or newspapers with foreign matter or plastics that are difficult to remove	<ul style="list-style-type: none"> <li>• Flatten and stack them before tying them together (make sure they do not get wet)</li> </ul>
	Booklets, notepads, flyers, etc.	Paper with metal components (e.g. aluminum), courier shipping labels, thermal printing paper, photograph paper, paper foil with oil stain, used toilet/tissue paper, waterproofed posters, etc.	<ul style="list-style-type: none"> <li>• Remove plastic-coated paper, spring, plastic packaging material, etc.</li> </ul>
	Paper cups	Cups coated with plastic and contaminated cups	<ul style="list-style-type: none"> <li>• Empty the contents, rinse with water, and flatten them to be disposed of together in a bag or using other means</li> </ul>
Glass	Beverage bottles and other types of bottles	Broken glass, coated glass in multiple different colors, heat-resistant glass, crystal, glass plate, glass from lighting fixtures, chinaware, ceramics, etc.	<ul style="list-style-type: none"> <li>• Empty the contents and remove any residues by rinsing them out</li> <li>• Make sure there is no foreign matter, such as a cigarette butt, inside</li> <li>• Be careful so that the glass does not break</li> <li>• Separate them by color if there are separate bins for different colored bottles</li> <li>• Remove any adhesives and, if possible, the label</li> <li>• Return soju and beer bottles to a retailer to receive your deposit back</li> </ul>
Metal cans	Beverage cans, beer cans, canned food cans, etc.		<ul style="list-style-type: none"> <li>• Empty the contents and remove any residues by rinsing them out</li> <li>• Make sure there is no foreign matter, such as a cigarette butt, inside</li> <li>• Remove any non-metal materials such as a plastic lid</li> </ul>

Category	Sub-category (recyclable)	Non-applicable (non-recyclable)	Guidelines
Metal cans	Butane gas cans, pesticide cans, etc.	Cans where the contents still remain inside (lacquer cans, paint cans, etc.)	<ul style="list-style-type: none"> <li>• Empty the contents</li> </ul>
Colorless PET bottles	Colorless and transparent PET bottles for water/ beverage		<ul style="list-style-type: none"> <li>• Empty the contents, remove the label, and, if possible, flatten the bottles</li> </ul>
Plastics	Containers and trays made of PVC, PE, PP, PS and PSP	Toys and stationery items with non-plastic materials attached, clothes hangers, toothbrush, binders, phones, fishing rods, strollers, baby walkers, CDs, DVDs, etc.	<ul style="list-style-type: none"> <li>• Empty the contents and remove any residues by rinsing them out</li> <li>• Remove materials that are different from the main body such as the label and other components</li> <li>• In the case of pump-type containers, remove the metal spring from the pump</li> </ul>
Vinyl	Vinyl packaging and single-use vinyl ("plastic") bags	Contaminated vinyl bags, tablecloths, rubber gloves, linoleum, mats, etc.	<ul style="list-style-type: none"> <li>• Empty the contents and remove any residues by rinsing them out</li> <li>• Dispose of them in a bag so that they do not scatter</li> </ul>
Styrofoam	Styrofoam boxes for packaging agricultural, fisheries, or livestock products and shock-absorbing material for electronics	Styrofoam coated or attached with other materials, building interior/exterior finishing materials, cup noodle containers with food residues or difficult-to-remove foreign matter, etc.	<ul style="list-style-type: none"> <li>• Empty the contents and remove any residues by rinsing them out</li> <li>• Remove materials that are different from the main body such as the label and</li> <li>• Styrofoam shock-absorbing materials for packaging electronic products such as television should be returned to the vendor/ supplier, if possible</li> </ul>
Clothing and fabrics	Cotton clothing and other types of clothing		<ul style="list-style-type: none"> <li>• Discard in the clothing bin</li> <li>• In door-to-door pickup service areas, place them in a burlap bag, etc. or tie them together and leave it outside the door</li> </ul>
Batteries	Mercury batteries, silver-oxide batteries, alkaline manganese batteries, etc.		<ul style="list-style-type: none"> <li>• Dispose of batteries separately from the products they were used in</li> <li>• Dispose of them at electronic retailers, clock shops, etc.</li> <li>• Dispose of them in the designated bin at your apartment complex, dong community center, school, etc.</li> </ul>
Fluorescent lights	Straight tube, radial, and compact types, lights containing stabilizers or mercury, etc.	Broken fluorescent lights and light bulbs	<ul style="list-style-type: none"> <li>• Dispose of them in the designated bin at your apartment complex, dong community center, etc.</li> </ul>

#### 4) Small Electronics

Mobile phones and small home appliances (check the gu office website, as the details vary) can be discarded without paying an additional fee. Dispose of them in the collection bin for small electronics (apartment complex or dong community center). Mobile phones are also accepted by mobile phone vendors. If you want to throw away five or more small electronics, use the old electronics pickup service (1599-0903), which is free of charge.

#### 5) Large Electronics

Large home appliances, such as television and refrigerator, can be discarded using the old electronics pickup service (1599-0903), which is free of charge, or if you are purchasing a new product, you can request the vendor to pick up the old one for you. For large electronics that are not picked up for free, follow the disposal method and procedure specified for large waste.

#### 6) Large Waste

In the case of large-sized wastes that do not fit into a VBWF bag (e.g. furniture, home appliances, etc.), contact the local authority to have it picked up.

### Large Waste Disposal Method and Procedure

#### 1) Request Pickup

Purchase a sticker from the gu office or a designated vendor (mart, apartment management office, etc.) and leave it at the designated location for pickup on the chosen date.

▶ The sale locations may vary across gun/gu, so check the website or with the Cleaning Division.

※ Contact Information of Gun/Gu Cleaning Division

Region	Phone	Region	Phone
Jung-gu	032-760-7412	Bupyeong-gu	032-509-6612
Dong-gu	032-770-6412	Gyeyang-gu	032-450-5463
Michuhol-gu	032-880-4362	Seo-gu	032-560-4553
Yeonsu-gu	032-749-7856	Ganghwa-gun	032-930-3338
Namdong-gu	032-453-2563	Ongjin-gun	032-899-2624

## 2) Request Pickup Online

Go to the gu/gun office website and find the Cleaning/Environment/Sanitation page, where you will see Large Waste Disposal. Pay the fee and be issued a sticker for large waste pickup.

### Free Pickup Service for Large Waste by Recycling Centers

- In Incheon, there are privately operated recycling centers in each gu (district). Recycling centers repair old electronics, reupholster furniture, etc. to sell them. When you need to throw away a large home appliance, contact your local recycling center and they will visit your home to pick it up for free. (On a portal site, search for Incheon Recycling Center to obtain information on the websites and phone numbers of such service providers.)

## Public Institutions & Services (Administrative Agencies, Police Agencies, Fire Departments, Post Offices, etc.)

### 1) Administrative Agencies, Police Stations, and Fire Departments

#### (1) Administrative Agencies

- Government 24 website: [www.gov.kr](http://www.gov.kr) ☎ 1588-2188  
(available in English, Chinese, Japanese, Vietnamese, Thai, Indonesian, and Mongolian)
- Administrative agencies whose services most people frequently use are the Administration and Welfare Center and si/gun/gu offices. These administrative agencies provide a wide range of services to improve the quality of life of residents. They mainly operate cultural, welfare and education programs, manage public facilities and amenities management, and provide public services such as certificate issuance and registration. It is also possible to obtain public services at a certificate issuance kiosk at major subway stations or on the Government 24 website. With certain types of documents, however, you must visit the administrative agency in person to obtain them, so make sure you check it in advance.

## Public Services Available for Foreign Residents via Government 24

Category	Agency	Competency authority	Authentication certificate
Proof of alien registration	Si/gun/gu office and Immigration Office (main and branch offices)	Ministry of Justice	Ministry of Land, Infrastructure and Transport
Proof of nationality	Ministry of Justice		
Proof of domestic residence registration	Immigration Office (main and branch offices)		
Issuance of confirmation of renunciation of foreign citizenship			
Issuance of confirmation of pledge to not exercise foreign citizenship			
Issuance of proof of acquisition of citizenship	Si/gun/gu office	Ministry of Land, Infrastructure and Transport	
Notification of Land Acquisition by Foreigner			

※ There are other public services that you can obtain online, and you can check then on the Government 24 website → Services for Foreigners.

### (2) Police Stations

If you become a victim of crime or witness a crime, report it to the police (☎ 112) or a patrol division. Reports can also be made on the Police Civil Service Portal ([minwon.police.go.kr](http://minwon.police.go.kr)).

### (3) Fire Departments

To report an emergency situation such as fire and disaster and request rescue, first aid, and emergency medical services, dial ☎ 119.

## 2) Post Offices

In addition to offering postal services, Korea Post also provide courier, banking, and insurance services.

- Post Office Website: [www.epost.go.kr](http://www.epost.go.kr) (available in English) ☎ 1588-1300
- Post Office: Hours of Operation for Mail Service
  - ▶ Counter: 09:00~18:00

### • Post Office Financial Service Hours

- ▶ Counter: 09:00 to 16:30
- ▶ CD/ATM: 09:00 to 18:00
- ▶ 365 Automation: 07:00 to 23:30 / 05:00 to 04:00 the next day (23 hours) at some locations

### (1) Domestic Mail

It is largely divided into ordinary mail (regular mail, same-day express, next-day express) and parcel (regular parcel, registered parcel). Express mail is more expensive than regular mail, but it is delivered the next day, whereas normally, mail is delivered within 4 days. A parcel can be sent by visiting the post office in person or by having it picked up (courier service).

### (2) International Mail

It is divided into ordinary mail, parcel, international express (Express Mail Service, EMS), sea mail, and air parcel. Generally, the weight limit on parcels is 20kg and EMS 30kg. The cost varies depending on the destination country and the type, size, and weight of the goods.

### (3) Courier Service

Korea has an advanced courier industry with several major service providers. Courier service refers to a service where the package is delivered directly to the recipient, and it is generally more expensive than regular mail service. However, you can easily send goods anywhere in the country.

### Basic Fees for Courier Service via the Post Office

Weight (size)	Up to 2kg (up to 60cm)	Up to 5kg (up to 80cm)	Up to 10kg (up to 80cm)	Up to 20kg (up to 140cm)	Up to 30kg (up to 160cm)
Next-day delivery	5,000 won	5,000 won	8,000 won	11,000 won	14,000 won

- ※ In addition to the post office, there are private companies that offer courier services including Kyungdong Express (☎1899-5368), Logen (☎1588-9988), and Lotte Global Logistics (☎1588-2121).
- ※ The cost vary across companies depending on the standard weight, size, and destination, so make sure to check and compare.
- ※ You can purchase a delivery box at a post office. The price varies depending on the size ranging from 400 to 2,300 won.

### 3) Bathing Facilities

Public bathing facilities such as a bathhouse, sauna, and jjimjilbang (Korean-style dry sauna) are quite common and can be found in virtually every neighborhood in Korea.

### 4) Barbershop & Beauty Salon

- Barbershop: Mainly used by men, barbershops offer haircuts and shaving service, and you can even dye your hair. The cost varies depending on the service received, but it is typically about 6,000 won to 12,000 won.
- Beauty salon: This is where men and women can have their hair cut, permed, and/or dyed, and even receive makeup. The price varies greatly from one place to another and based on the length of the hair and the level of experience of the hair stylist or makeup artist.

## 7 Consumption & Spending

### 1) Consumption & Spending

#### (1) Household Budget

- Household budget referring to the income and expenditure of a family is also called “cost of living.”

#### (2) Purchasing and Using Goods

- Make a list: To spend more wisely, write down a list of items you need before you make a purchase. There are many types of stores in Korea, so let's find out the best places to buy certain items.

### Various Types of Stores in Korea

#### Convenience stores

- General stores that are typically open 24/7 for the convenience of customers.
- They mainly offer household items such as personal care products as well as food and beverage.
- Goods are sold based on a fixed-price system, but they often have discounts and promotions such as buy one, get one free (1+1) and buy two, get one free (2+1) sales.



## Various Types of Stores in Korea

Traditional markets	<ul style="list-style-type: none"> <li>• A traditional market consists of many stores in the form of traditional Korean stores.</li> <li>• You can find a wide variety of goods that are inexpensive, and bargaining is possible.</li> <li>• In rural areas, there are samiljang and oiljang, referring to traditional markets that are open only on certain days of the month, and there, you will feel the jeong ("affection") and generosity of the merchants.</li> </ul>
Supermarkets	<ul style="list-style-type: none"> <li>• A supermarket refers to a local grocery store in the neighborhood.</li> <li>• They mainly sell groceries and offer discounts.</li> </ul>
Department stores	<ul style="list-style-type: none"> <li>• A department store is a large retailer that sells a variety of products related to food, clothing, and shelter.</li> <li>• They are relatively more expensive but are of high quality, and you can purchase them at lower prices through seasonal sales, etc.</li> </ul>
Large marts	<ul style="list-style-type: none"> <li>• A large mart is a large retailer that is a combination of supermarket and a department store.</li> <li>• They offer products ranging from food and beverage to industrial products at discounted prices.</li> </ul>
TV home shopping	<ul style="list-style-type: none"> <li>• After viewing the product information on TV at home, you can purchase the item on the computer or by phone.</li> <li>• This is a very fast and convenient way to shop, but be careful since it can lead to impulse purchases.</li> </ul>
Online shopping	<ul style="list-style-type: none"> <li>• This is a way to purchase goods at more affordable prices by comparing the prices on multiple sites.</li> <li>• However, the actual product may look different from the images posted, so be careful.</li> </ul>

### (3) Payment Method

You can purchase goods with cash (check), card (debit/check/credit), and gift certificates (only at some stores).

### (4) Purchasing Goods

Make sure to check and compare prices and products (in the case of food, also check the expiration date!), and don't forget to check the receipt to see that the prices and calculations are correct. Keep your receipts for exchange or refund, just in case.

※ What you need to know in relation to an exchange or refund

- ▶ You can usually ask for an exchange or a refund within 7 to 14 days of purchase.
- ▶ For items on sale, exchanges or refunds may not be possible, so make sure to check before making a purchase.
- ▶ If exchange or refund is unreasonably difficult or you feel like you have become a victim as a consumer, contact the Korea Consumer Agency website ([www.kca.go.kr](http://www.kca.go.kr)) (English), Consumer Consultation Center (☎1372) or related consumer organizations for assistance.

## (5) Traditional Market Information

Region	Market	Address
Jung-gu	Incheon Complex Fish Market	37, Yeonanbudo-ro 33beon-gil (Hang-dong)
	Sinpo International Market	11-5, Uhyeon-ro 49beon-gil (Sinpo-dong)
	Shinheung Market	23-7, Dowonro, Jung-gu (Seonhwa-dong)
Dong-gu	Hyundai Market	Songnimro 109beongil (Songnim-dong)
	Songhyeon Market	12, Hwadojin-ro 44beon-gil (Songhyeon-dong)
	Incheon Industrial Distribution	23, Bangchuk-ro 83beon-gil (Songnim-dong)
	Business Cooperatives	Songnimro 109beongil (Songnim-dong)
	Dongbu Market	98, Bongsu-daero (Songnim-dong)
Michuhol-gu	Seokbawi Market	15, Gyeongwon-daero 852beon-gil (Juan-dong)
	Yongnam Market	17-1, Inju-daero 266beon-gil (Yonghyeon-dong)
	Incheon Nambu Market	274-30, Inha-ro (Juan-dong)
	Yonghyeon Market	57-1, Yongsam-gil (Yonghyeon-dong)
	Singi Market	6, Singi-gil 58beon-gil (Juan-dong)
Yeonsu-gu	Tojigeumgo Market	5, Nakseomjung-ro 38beon-gil (Yonghyeon-dong)
	Yeonsu Songdo Yeokjeon Market	13-3, Hannaru-ro 196beon-gil (Ongnyeon-dong)
	Okryeon Market	35, Dokbae-ro 40beon-gil (Ongnyeon-dong)
Namdong-gu	Guwol Market	21-13, Hogupo-ro 790beongil (Guwol-dong)
	Moraenae Market	818, Hogupo-ro (Guwol-dong)
	Jangseungbaegi Market	27, Inju-daero 888beon-gil (Mansu-dong)
	Mansu Market	8-5, Mansu-ro 37beon-gil (Mansu-dong)
	Ganseok Free Market	312-1, Baekbeom-ro (Ganseok-dong)
	Guwol Wholesale Traditional Market	527, Inha-ro (Guwol-dong)
	Namdong Industrial Goods Shopping Arcade	4-7, 4-19, Euncheong-ro (Gojan-dong)
Bupyeong-gu	Sipjeong Market	18, Baegonnam-ro 21beon-gil (Sipjeong-dong)
	Jinheung Market	27, Buheung-ro 304beon-gil (Bupyeong-dong)
	Bupyeong Market	29-10, Jubuto-ro 22beongil (Bupyeong-dong)

Region	Market	Address
Bupyeong-gu	Buil Market	14-7, Gyeongin-ro 1118beon-gil (Ilsin-dong)
	Bupyeong Kkang Market	36-3, Sijang-ro 79beon-gil (Bupyeong-dong)
	Bupyeong Culture Street	6, Gwangjang-ro (Bupyeong-dong)
Gyeyang-gu	Jakjeon Market	16, Jakjeonsijang-ro (Jakjeon-dong)
	Mt. Gyeongyang Traditional Market	62-1, Byeongbongsijang-ro (Byeongbang-dong)
	Gyesan Market	Gyesancheondong-ro 19beon-gil (Gyesan-dong)
Seo-gu	Gajwa Market	18-19, Janggogaero 337beon-gil (Gajwa-dong)
	Jeongseojin Jungang Market	21-11, Gajeongro 380beon-gil (Gajeong-dong)
	Incheon Livestock Market	35, Gajwa-ro 96beon-gil (Gajwa-dong)
	Singeobuk Market	208, Gajeong-ro (Seongnam-dong)
Ganghwa-gun	Ganghwa Jungang Market	429, Ganghwa-daero, Ganghwa-eup (Sinmun-ri)
	Ganghwa Folk Flea Market	17-9, Jungang-ro, Ganghwa-eup (Gapgot-ri)
	Ganghwa Bus Terminal Market	43, Jungang-ro, Ganghwa-eup (Namsan-ri)

### Sinpo International Market Recommended to Foreigners

- Sinpo International Market website: [sinpomarket.com](http://sinpomarket.com) ☎ 032-772-5812

Sinpo International Market, the first modern permanent market to be established in Incheon, was chosen to receive support as a culture and tourism market by the Small and Medium Business Administration in March 2010. In its vicinity, there are tourist spots that shed light on the modern history of Incheon, such as Jayu Park, Dapdong Cathedral of St. Paul, and Hongyemun Gate.



## 2) Banking Services

- The need to save: You can open an account at a bank to deposit and save money.
  - ▶ Foreign residents can also make transactions using commercial banks.
  - ▶ There are restrictions on the issuance of credit cards, but not for debit cards.

### (1) Types of Banking Transactions and Transaction Methods

- **Deposit (“yegeum”)** : You can receive interest on the money you have deposited
  - ▶ Normal deposit (“botong yegeum”): You can freely deposit or withdraw money at any time, but the interest rate is low.
  - ▶ Term deposit (“jeonggi yegeum”): You can deposit a large sum of money for a fixed term at a relatively higher interest rate.
- **Installment savings (“jeokgeum”)**: This is a way of regularly depositing a certain amount and receiving principal and interest after a designated period of time.
  - ▶ Regular installment savings (“jeonggi jeokgeum”): You regularly deposit a fixed sum every month and receive principal and interest after a designated period of time. The interest rate is relatively high.
  - ▶ Free installment savings (“jaju jeokgeum”): You can deposit any amount, anytime, at any frequency. The longer the term, the higher the interest rate will be.
- **Opening a Bank Account and Receiving a Card**
  - ▶ A general deposit and withdrawal bank account can be opened by presenting your passport and alien registration card and submitting the necessary application form. After opening an account, you can freely deposit and withdraw money by presenting your bankbook with your seal or by signing the documents.
    - ※ Debit card: You can make transactions within the balance on your bank account.
    - ※ Credit card: You can pay for the product or service first, and then pay later with the money in your bank account.
- **Overseas money transfer**: Fill out the application form provided at the bank and present your passport and alien registration card. For foreigners, it is possible to send money overseas within the range of USD 50,000 per year (remittance + currency exchange) via the bank they have designated. You can send money within the range of the income you have earned by presenting documents proving the process of obtaining the funds for the money transfer.
  - ※ If you have income, proof of income is required.

### Bank Teller Services



① Take a number.



② Check your number and wait.



③ When your number shows up on the display, go to the counter to receive the services you need.

### Automated Teller Machine (ATM)

- You can use a number of banking services such as deposit, withdrawal, bank account transfer, and balance check on an ATM. Some of the banks also offer overseas money transfers on their ATMs.



① Check whether the ATM is working properly.



② Select your language.



③ Select the service you need.

## (2) Paying Utilities, etc.

- Direct payment** : Pay the bill in person at a financial institution. There are places that do not offer this service at the counter and instead require customers to use an automated payment machine at the branch. In such cases, you need to open an account with the bank and obtain a bankbook and card to make such transactions.
- Automatic transfer (direct debit)** : You can specify certain utility bills to be paid automatically with the funds in your bank account on the designated day each month. You can request this service in person at the bank or by calling the billing company and providing the necessary information. After applying for direct debit, make sure to leave sufficient funds in your bank account for the automatic payments.

### (3) Other Financial Transactions

- **Internet banking** : This refers to doing banking on the Internet.
  - ▶ You can check your balance and transfer money without visiting a bank.
  - ▶ To do banking online, you need to obtain an authentication certificate from the Korea Financial Telecommunications and Clearings Institute (KFTC) and save it on your computer, etc. You also need a security card or a one-time password (OTP) device.
- **Telebanking**: This refers to banking over the phone.
  - ▶ Like Internet banking, a unique password and a code table are required.
  - ▶ You can apply for telebanking service together with Internet banking.
- **Foreign exchange**: You can exchange foreign currency or traveler's checks by presenting your passport and alien registration card at any currency exchange locations at the airport or banks. The currency exchange limit is in accordance with the Foreign Exchange Transactions Act, and the exchange rate fluctuates according to market conditions.

### 3) Taxes

Taxes are largely divided into national taxes collected by the central government for national defense, social services, etc. and local taxes collected by local governments such as si (cities), gun (counties), and gu (districts) for local transportation, welfare services, etc. Just like Koreans, foreigners have tax obligations as residents.

#### • National Taxes

National taxes, used as financial resources to run and manage the state, include income tax, corporate tax, inheritance tax, gift tax, education tax, comprehensive real estate tax, and value added tax.

National Tax Service website: [www.nts.go.kr](http://www.nts.go.kr) (available in English) ☎ 126

#### • Local Taxes

Local taxes, collected by the taxation division of local governments, include acquisition tax, resident tax, and vehicle tax.

▶ Incheon Metropolitan City Electronic Notification and Payment System website: [etax.incheon.go.kr](http://etax.incheon.go.kr)

☎ 032-440-3061~2 86

### To Pay Local Taxes, Use WeTAX

- On the WeTAX website ([www.wetax.go.kr](http://www.wetax.go.kr)), you can look up and pay the local taxes that you owe and complete notification/registration processes. You also have the option of downloading the WeTAX mobile app instead.



## 8 Pregnancy, Childcare and Education

### 1) Pregnancy & Childbirth

- Pregnant women (incl. marriage immigrants) can register at the local public health center to receive folic acid and iron supplements depending on the stage of pregnancy, free of charge (not applicable to foreigners). In case of a high-risk pregnancy, ongoing care from a medical institution and/or public health center is advised.

#### High-Risk Pregnancy

- A woman under the age of 20 or 30 years of age or older
- A woman with prior experience of premature birth, stillbirth, or giving birth to a large baby
- A woman with high blood pressure, diabetes, thyroid disease, autoimmune disease, etc.
- A woman who is underweight or obese
- A woman with abnormal findings from a prenatal examination, etc.

## (1) Tests & Exams Recommended for Pregnant Women

- General tests and exams recommended for pregnant women to ensure good health are as follows:

Test/Exam	Description
Blood test	General blood test To check for potential problems in maintaining pregnancy (based on hemoglobin, platelet, and red blood cell counts, etc.) and for diseases such as AIDS and rubella
	Blood type test To check the blood type (ABO) and Rh factor
	Syphilis test To check for syphilis, a major cause of fetal infection and fetal death
	Hepatitis test To check for hepatitis (Note: hepatitis B often worsens during pregnancy and can infect the fetus during delivery via the placenta or lactation)
Urine test	To check the glucose and protein levels as a way to diagnose preeclampsia or diabetes and to check for urinary tract infection
Ultrasound	To check the degree of fetal growth and development, the location or shape of the fetus, and for malformation, while looking inside the uterus

※ An in-depth examination may be necessary depending on the health condition of the mother or fetus.

## (2) Various Services for Pregnant Women

- Pregnant women can receive consultation and other services by registering at their local public health center. Public health centers offer different programs and benefits, so make sure to check with them in advance.

### ① Financial Assistance for Infertility/Subfertility Treatment

- ▶ Eligibility: A couple whose income is not more than 180% of the median income, basic livelihood security recipients, and near-poverty groups
  - ※ Must be legally married (incl. common-law marriage)
- ▶ Scope of support: Financial assistance for the cost of in vitro fertilization (IVF) and artificial insemination treatment not covered by insurance and three types of costs not covered by insurance (embryo freezing fee, miscarriage prevention agent, and supplement to improve the chance of implantation)
- ▶ Maximum frequency of treatments: 17 times in total - 12 IVF treatments (7 fresh embryos and 5 frozen embryos) and 5 artificial insemination treatments
- ▶ Maximum amount: up to 1.1 million won per treatment



- ▶ Where to apply: Local public health center
- ② Non-Stop Support for Promotion of Childbirth
  - ▶ Eligibility: Pregnant women, Incheon citizens, etc.
  - ▶ Description: Classes for pregnant women, financial assistance for childbirth expenses, health examinations for newlyweds (prospective couples), restoration of the vas deferens for men who have had vasectomy, etc.
  - ▶ Where to apply: Family Health Clinic of Incheon Chapter of the Planned Population Federation of Korea ☎ 451-4077, 451-4053
  - ※ Visit the Incheon Metropolitan City website for details
- ③ Healthcare Support for Pregnancy and Childbirth
  - ▶ Eligibility: Pregnant women, infants, women of childbearing age, etc.
  - ▶ Description: Support for preparing for childbirth (thermometer, stretch mark cream, bath supplies, etc.), folic acid and iron supplements, pregnancy health examination (blood test, etc.), pregnancy health class, breastfeeding class, etc.
  - ▶ Where to apply: Gun/gu public health center
- ④ Financial Assistance for Pregnancy and Childbirth of Teenage Mothers
  - ▶ Eligibility: Pregnant women aged 18 or under with a pregnancy confirmation certificate
    - ※ A pregnancy confirmation certificate must state that the woman was 18 years of age or under as of the confirmation date (no requirements related to income and assets)
  - ▶ Description: Financial assistance for medical expenses incurred from pregnancy and childbirth that are not covered by insurance (excl. postpartum care, tonics, etc.)
  - ▶ Amount: up to 1.2 million won per pregnancy
  - ▶ Support period: From the day of receiving the voucher card to one year after the expected delivery date
  - ▶ Support method: Payments made with the National Happiness Card
  - ▶ How to apply: Social Service e-Voucher website ([www.socialservice.or.kr](http://www.socialservice.or.kr))
- ⑤ Financial Assistance for Medical Expenses for High-Risk Pregnancies
  - ▶ Eligibility: ※ Pregnant women diagnosed with any of the following 19 high-risk pregnancy conditions and received inpatient treatment (income criteria: household income must be not more than 180% of the median income)
    - ※ Early labor, delivery-related bleeding, severe preeclampsia, preterm premature rupture of the membranes, premature placental abruption, placenta previa, threatened abortion, polyhydramnios, oligohydramnios, antepartum hemorrhage, cervical insufficiency, hypertension, multiple pregnancy, diabetes, hyperemesis gravidarum with metabolic disorder, renal disease, heart failure, intrauterine growth restriction, disease of the uterus

- and/or its appendages
- ▶ Description: 90% of the total cost of hospitalization and non-covered medical expenses (up to 3 million won per person)
  - ※ Excl. the difference in amount for using upper-level patient rooms, special meals, etc.
- ▶ Application period: Within 6 months from the date of delivery
- ▶ How to apply: Visit the local public health center

### (3) Childbirth

#### • I-MOM Congratulatory Support

- ▶ Eligibility: Children born in 2020 \*All three conditions below must be met.
  - ※ A child born on or after January 1, 2020 whose birth has been registered in Incheon.
  - ※ A child whose father or mother is registered as a resident of Incheon as of the date of birth.
  - ※ A child residing in Incheon as of the date of application.
- ▶ Description: Congratulatory support (1 million won) and a baby congratulations card
  - ※ Application deadline: Within 90 days from the date of birth registration
  - ※ Payment time: Within 30 days from the date of application
  - ※ If the child's birth was registered at a gu or gun office, the application must be filed via the local eup/myeon/dong community center.



## 2) Childcare

Infants and preschool children require much attention with respect to their physical growth and development and strengthening of their immune system. Vaccination is especially an essential element in health care of infants and young children. Without vaccination, children become susceptible to infectious diseases and serious complications, so be sure to vaccinate your children at your children at the recommended ages.



### (1) National Essential Vaccinations

These are vaccinations recommended by the state for all infants and toddlers in order to prevent certain infectious diseases. National essential vaccinations are available at public health centers and designated medical institutions.

※ Newborns and children aged 12 and under can receive the national essential vaccinations (19 vaccines) for free.

### National Essential Vaccinations

Age	Disease	Remarks
0~4 weeks	Tuberculosis (BCG vaccine)	Within 4 weeks after birth
0~6 months	Hepatitis B	3 times (at 0, 1, and 6 months after birth)
2~15 months	Encephalomeningitis (Hib)	3 times (at 2, 4, and 6 months after birth) and additional vaccination (at 12~15 months)
2 months~6 years	Polio	3 times (at 2, 4, and 6 months after birth) and additional vaccination (at 4~6 years of age)
2~59 months	Streptococcus pneumoniae (protein conjugated vaccine group 10, group 13)	3 times (at 2, 4, and 6 months after birth) and additional vaccination (at 12~15 months)
2 months~12 years	Diphtheria/Tetanus/Pertussis (DPT)	3 times (at 2, 4, and 6 months after birth) and additional vaccinations (at 15~18 months, 4~6 years of age, 11~12 years of age)
12~15 months	Chicken pox	Once (at 12~15 months) and additional vaccination (at 4~6 years of age)
12~15 months	Measles/Mumps/Rubella (MMR)	Once (at 12~15 months) and additional vaccination (at 4~6 years of age)
12~35 months	Japanese encephalitis (live vaccine)	Once (at 12~15 months) and additional vaccination (at 12 months)
12 months~12 years	Japanese encephalitis (inactivated vaccine)	3 times (at 12~36 months) and additional vaccinations (at 6 and 12 years of age)
6 months~4 years	Influenza	For those recommended priority vaccination
24 months~12 years	Typhoid	For high-risk groups

## (2) Childcare Subsidy

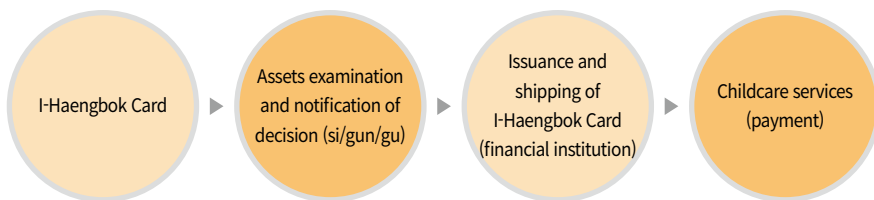
- Ministry of Health and Welfare's Bokjiro website ([www.bokjiro.go.kr](http://www.bokjiro.go.kr))
- Pregnancy and Childcare Portal ([www.childcare.go.kr](http://www.childcare.go.kr))
- Health and Welfare Call Center ☎ 120
- e-Kindergarten ☎ 1544-0079
- In Korea, various types of financial assistance are provided for childcare to ensure fair opportunities for children. (※ In the case of multicultural families, only children born to marriage immigrants who have acquired Korean citizenship are eligible.)
  - ※ Details on the selection criteria and procedures can be obtained from the Bokjiro website or the Administration and Welfare Center.

### How to Apply (Applicable to All)

- ▶ In order to receive childcare subsidies, you must apply for a I-Haengbok Card (Happy Child Card), which is used to pay childcare fees.

#### I-Haengbok Card

- This is a program aimed at assisting parents who meet the designated criteria with respect to income, age, etc. in using a service voucher in the form of an electronic card (I-Haengbok Card). When parents pay for the childcare fee at a daycare center with the card, the government-subsidized fee gets automatically calculated and paid to the daycare center, and the remainder of the fee gets charged to the parents.



- ▶ Apply by visiting the Administration and Welfare Center, a financial institution, or major credit card company, or apply online via the Ministry of Health and Welfare website ([www.bokjiro.go.kr](http://www.bokjiro.go.kr)) for the childcare subsidy and issuance of I-Haengbok Card.

### ① Nuri Program for Children Aged 3 to 5

Childcare and education fees are subsidized for all children for a period of three years just before they enter kindergarten or elementary school, regardless of their parents' income.

#### • Nuri Program

The Nuri Program is aimed at ensuring fair childcare and education opportunities for all children aged 3 to 5. So parents can rest assured that their children will receive the same type of childcare and education irrespective of which daycare center or kindergarten they send their kids to.

- ▶ Eligibility: Children aged 3 to 5 attending national, public and private kindergartens and day care centers
- ▶ Description: Educational fees for children aged 3 to 5 are provided to the institution (equivalent to kindergarten tuition fees and daycare fees)

### ② Childcare Subsidy Program for Children Aged 0 to 5

Daycare fees for infants and toddlers are subsidized through this program.

- **Eligibility:** Any child aged 0 to 5 going to a daycare center

#### • Amount of Subsidy by Age

- ▶ Under the age of 1: 470,000 won (parental childcare fee) / 500,000 won (institutional childcare fee)
- ▶ 1 year of age: 414,000 won (parental childcare fee) / 272,000 won (institutional childcare fee)
- ▶ 2 years of age: 343,000 won (parental childcare fee) / 184,000 won (institutional childcare fee)
- ▶ 3 to 5 years of age: 240,000 won (parental childcare fee)

### ③ Home Childcare Allowance

Childcare allowance is provided to families who take care of their children at home without using a daycare center or kindergarten.

- **Eligibility:** Preschool children (0 to 86 months) who are cared for at home rather than at a daycare center or kindergarten or via full-day child care service

## Allowance Details

(Unit: 1,000 won)

Category	Allowance amount		
	Child	Child with a disability	Rural region
Under 12 months	200		200
Under 24 months	150	200	177
Under 36 months	100		156
36 to 86 months	100	100	(129,000 won for children aged 36 to 47 months)

## 3) Education

- Incheon Metropolitan Office of Education [www.ice.go.kr/](http://www.ice.go.kr/) (available in English, Chinese, Japanese)
- The educational system of Korea consists of four educational stages: 6 years of elementary school, 3 years of middle school, 3 years of high school, and 4 years of college (2 to 3 years in the case of junior college). Elementary and middle school education is compulsory.

## Education System

- ▶ Before enrollment: There are kindergartens and daycare centers for preschool children.
- ▶ Elementary school: A school providing basic education to children starting at the age of 6 for 6 years
- ▶ Middle school: A school providing 3 years of compulsory education
- ▶ High school: A school providing general higher secondary education or vocational education to students who have graduated from middle school, and according to the curriculum, it is divided into general high school, special purpose high school, specialized high school, and autonomous high school, each providing 3 years of education

## Curriculum

Every school, at every level, in Korea divides the school year into two semesters. The first semester is followed by a summer break, and the second semester is followed by a winter break and an end-of-year vacation before the start of a new school year. Generally speaking, the first semester lasts from March 1 until the day determined by the head of the school in consideration of the number of school days, holidays, and curriculum, and the second semester runs from the day after the end of the first semester to the last day of February the following year.

## Options in Education

Foreign residents with children have the option of sending their children to a regular Korean school, school for foreigners, or international school. These three types of schools differ in characteristics.

### (1) Enrolling in a Korean School

It is possible for foreign children to enroll in a regular Korean school, but they must be able to speak Korean fluently. Detailed information on the admission criteria can be obtained by inquiring at the competent office of education. Also, note that there are public and private schools, and their tuition fees are different.

## Offices of Education in Incheon

Institution	Address	Website	Phone
Incheon Metropolitan Office of Education	9, Jeonggak-ro, Namdong-gu (Guwol-dong)	<a href="http://www.ice.go.kr">www.ice.go.kr</a> (English, Japanese, and Chinese)	032-423-3303
Nambu Office of Education	45, Chinatown-ro 51beon-gil, Jung-gu (Songhak-dong 1-ga)	<a href="http://nambu.ice.go.kr">http://nambu.ice.go.kr</a>	032-762-7361
Dongbu Office of Education	923, Inju-daero, Namdong-gu (Mansu-dong)	<a href="http://dongbu.ice.go.kr">http://dongbu.ice.go.kr</a>	032-460-6000
Bukbu Office of Education	53, Bupyeongmunhwa-ro 53beon-gil, Bupyeong-gu (Bupyeong-dong)	<a href="http://bukbu.ice.go.kr">http://bukbu.ice.go.kr</a>	032-524-9631~2
Seobu Office of Education	713, Gyeongmyeong-daero, Seo-gu (Gongchon-dong)	<a href="http://seobu.ice.go.kr">http://seobu.ice.go.kr</a>	032-5606-600
Ganghwa Office of Education	607, Jungang-ro, Bureun-myeon, Ganghwa-gun (Samseong-ri)	<a href="http://ganghwa.ice.go.kr">http://ganghwa.ice.go.kr</a>	032-930-7777

## Enrollment and Transfer of Foreign Students

- According to the Elementary and Secondary Education Act, enrollment and transfer of foreign students must be permitted by the principal of the school in question in accordance with the school regulations.
  - ▶ Children of illegal immigrants are also permitted to attend elementary and middle schools.
  - ▶ If enrollment in a school for foreigners is difficult, a foreign child may enroll in a regular Korean school. Transfers are also possible in the middle of the school year.
  - ▶ In the case of a child who has graduated from an overseas school, the following documents need to be submitted to the competent office of education for school assignment and enrollment.

- A transcript of all grades issued by the principal of the overseas school
- Certificate of enrollment and a foreign government certificate equivalent to a copy of the family register of Korea
- Proof of residence in Korea
- Original and photocopy of the alien registration card

## Standards for Recognition of Foreign Education

### • Recognition of School Curriculum

- ▶ Recognized based on Korea's elementary, middle and high school curriculum and years of education
- ▶ If the foreign school system is different from the Korean school system, the grade level and curriculum are recognized based on the years of education for each level of school.

## (2) Enrolling in a School for Foreigners

### School for Foreigners

- Schools for foreigners, or “foreign schools,” in Korea are those that have been accredited as a school under Article 149 of the former Education Act or are registered under Immigration Act. They teach in their own language and according to the educational policies of their home country.
- If you want to enroll your child in a school for foreigners, submit the application documents directly to the school in question.

## Required Documents for Admission Application (Applicable to All)

- 1 ) If one of the parents or both are a foreigner: Copy of passport/citizenship card (student, parent), alien registration card (parent), and immigration certificate
- 2) Children of Korean nationality (incl. those with dual citizenship) who have lived abroad 3 years or longer or children of foreign nationality (must have lived abroad for at least 3 years) whose parents are both Korean nationals
  - ▶ Copy of passport (student, parent), certificate of enrollment at an overseas school for at least 3 years (6 semesters) and corresponding transcript (student)
    - ※ Other required documents vary from school to school, so check with the school of your choice. It is possible to apply for admission in the middle of the school year, but enrollment date is designated on a quarterly basis. Schools may conduct screening (document review, interview, etc.) for admission.
    - ※ In the case of children with special needs, check with the school to see whether it has the necessary curriculum and facilities.





## Schools for Foreigners in Incheon

### • Incheon Overseas Chinese Zhongshan Middle & Elementary School

- ▶ Address: 19, 55beon-gil, Chinatown-ro, Jung-gu (Seonrin-dong)  
☎ 032-772-3615
- ▶ Language: Chinese
- ▶ Levels of education: K-12

### • Chadwick International (Songdo)

[www.chadwickinternational.org](http://www.chadwickinternational.org)(available in English)

- ▶ Address: 45, Artcenter-daero 97beon-gil, Yeonsu-gu (Songdo-dong)  
☎ 032-250-5000
- ▶ Language: English
- ▶ Levels of education:K-12

### • Cheongna Dalton School [www.daltonschool.kr](http://www.daltonschool.kr)(available in English)

- ▶ Address: 344, Cheomdandong-ro, Seo-gu (Cheongna-dong)  
☎ 032-563-0523
- ▶ Language: English
- ▶ Levels of education: K-12
- ※▶ In the case of Chadwick International and Cheongna Dalton School, domestic academic background is recognized upon completion of the domestic curriculum.

## Multicultural Schools

- Incheon Hannuri School [www.hannuri.icesc.kr](http://www.hannuri.icesc.kr) (available in English, Chinese, Japanese, and Russian)
- ▶ Address: 215, Nonhyeongojan-ro, Namdong-gu (Nonhyeon-dong) ☎ 032-627-2250
- ▶ Curriculum: Elementary, middle, and high school
- ※ Korea's first boarding-type public multicultural school

※ You can obtain related information from the Ministry of Education's website on overseas educational institutes and schools for foreigners ([www.isi.go.kr](http://www.isi.go.kr)).

#### • Other Websites for Education Support

Use the free cyber education website to save money on private education.

- Incheon Metropolitan Office of Education's Multicultural Education Support Center ([culture.ice.go.kr](http://culture.ice.go.kr)) / ☎ 032-420-8265~9

#### • Homeschooling

This has become a new alternative, as it is now possible to obtain educational materials on the Internet. Non-Korean parents who wish to provide their children with high-quality education without paying tuition fees for foreign schools can find relevant information at [www.usdla.org](http://www.usdla.org) or [www.homeschool.com](http://www.homeschool.com).

#### • GED Preparation Class for Marriage Immigrants

Marriage immigrants can take preparation courses for qualification examinations for middle and high school graduation (similar to "general equivalency diploma (GED)").

- Eligibility: Married immigrants whose highest level of education is less than high school graduation
- How to apply: Visit the local (gun/gu) multicultural family support center to apply
- Application documents: Application form and certificate of final level of education

※ For inquiries about the location and institution where the course can be taken, contact the Multicultural Family Support Center.



## 9 Health & Medical Care (Medical Institutions, etc.)

In Korea, the practices of prescribing and dispensing of drugs are assigned to doctors and pharmacists, respectively. That is, in the case of prescription drugs, you need a prescription from a doctor in order to purchase them at a pharmacy. Over-the-counter drugs (e.g. digestives, painkillers, dietary supplements, etc.) can be purchased at a pharmacy or a convenience store without a doctor's prescription.

## 1) Types of Medical Institutions

- Medical institutions are classified according to size, class, the types of services they provide, and the scope of the services provided. If you are experiencing a minor medical condition, such as a cold or digestive disorder, go to a clinic for treatment. If your condition worsens or if you need a more thorough examination, go to a hospital, general hospital, or tertiary hospital. In case of going to a tertiary hospital, you are eligible for health insurance coverage only if you submit a referral form from a doctor who provided primary treatment and care. Cases where insurance coverage is provided without a referral form include emergency patients, childbirth, dental care, rehabilitation medicine, family medicine, and hemophilia patients.

Category	Stage 1		Stage 2
Type of medical institution	Clinics and public health centers	Hospitals and general hospitals	Tertiary hospitals
Healthcare services provided	Outpatient treatment & care, vaccinations, and health management	Comprehensive testing & exams and inpatient treatment & care	In-depth examinations and treatment & management of diseases, disorders, and disabilities
Examples	Public health centers, traditional Korean medicine clinics, internal medicine clinics/dept., pediatric clinics/dept., family medicine clinics/dept., health examination centers, etc.	Hospitals with various medical departments	University hospitals, etc.

## 2) Departments & Areas of Treatment

### Hospitals & Clinics

Department	Areas of treatment
Neurology	Treatment of diseases related to the nervous system such as stroke, epilepsy, dementia, and neuralgia
Internal Medicine	Non-surgical treatment of internal organs
Pediatrics	Treatment of digestive disorders, lung cancer, heart, blood vessels, blood pressure, diabetes, etc.
Obstetrics and Gynecology	Treatment of diseases in children and adolescents under the age of 18
Psychiatry	Treatment of diseases related to the kidneys, nerves, and respiratory tract, allergies, etc.
Family Medicine	Treatment of diseases related to the female reproductive system and treatment and care related to pregnancy and childbirth
Dermatology	Treatment of diseases associated with psychotic Symptoms
General Surgery	Comprehensive medical treatment and care including ongoing preventive checkups and treatments for families

Department	Areas of treatment
Orthopedics	Treatment of skeletal and muscular diseases using surgical and non-surgical methods
Plastic Surgery	Treatment to improve appearance and function such as double eyelid surgery and treatment for burns and sequelae
Rehabilitation Medicine	Treatment of muscle, bone, and nervous system diseases with a physical therapist
Urology	Treatment of diseases arising from urinary organs such as the kidneys and bladder and reproductive organs such as the penis and testicles
Ophthalmology	Treatment of diseases related to the eye and nerves of the eye, such as cataract, glaucoma, and myopia correction surgery
Otorhinolaryngology (Ear, Nose and Throat, ENT)	Treatment of diseases related to the ears, nose, and throat
Dentistry	Dental care including orthodontics, prosthesis, scaling, and treatment of diseases affecting a tooth's nerves, etc.
Emergency Medicine	Immediate diagnosis and treatment for emergency patients

### Traditional Korean Medicine Hospitals and Clinics

Departments	Areas of treatment
Traditional Korean medicine internal medicine, gynecology, pediatrics, etc.	Treatment of all kinds of diseases based on Eastern medicine Treatment methods and the method of making medicine differ from modern medicine

## 3) Procedures for Using Medical Institutions

### (1) Primary Care Providers

Present your health insurance card or ID card at the reception/payment desk and wait. → When they call your name, go to the consultation room and tell the doctor about your condition. → Ask any questions you have about the doctor's instructions. → After the checkup, pay the medical bill and receive a prescription. → Go to a pharmacy and present your prescription to buy the medicine.

### (2) Secondary Care Providers

Receive a referral form from a primary care giver. → Go to a secondary care provider and present your health insurance card and the referral form. → Go to the relevant department and receive treatment. → Receive a prescription and, if necessary, make an appointment for follow-up care. → Pay the medical bill at the reception desk.

## Remember These Numbers in the Event of an Emergency!

- Emergency Rescue ☎ 119
- Health and Welfare Call Center ☎ 129 (area code +129 when calling from a mobile phone)
- Emergency Medical Information Center ☎ 1339

## 4) General Hospitals in Incheon

A general hospital is a medical institution that provides treatment and care for serious diseases and performs major surgery typically for inpatients. Although the cost of treatment is higher than that of regular hospitals, it is staffed with excellent medical professionals and the latest medical equipment for accurate in-depth examinations.

Hospital	Address	Website	Phone
Gachon University Gil Medical Center	21, Namdong-daero 774beon-gil, Namdong-gu	<a href="http://www.gilhospital.com">www.gilhospital.com</a> (English, Chinese, Russian, and Mongolian)	1577-2299
Catholic Kwandong University International St. Mary's Hospital	25, Simgok-ro 100beon-gil, Seo-gu	<a href="http://www.ish.or.kr">www.ish.or.kr</a> (English, Chinese, and Russian)	1600-8291
Catholic University of Korea Incheon St. Mary's Hospital	56, Dongsu-ro, Bupyeong-gu	<a href="http://www.cmcism.or.kr">www.cmcism.or.kr</a> (English, Chinese, and Russian)	1544-9004
Gumdan Top Hospital	5, Cheongma-ro19beon-gil, Seo-gu	<a href="http://www.tophospital.co.kr">www.tophospital.co.kr</a>	590-0114
Na-Eun Hospital	23, Wonjeok-ro, Seo-gu	<a href="http://www.luga.co.kr">www.luga.co.kr</a> (English, Chinese, and Russian)	1661-0099
Nasaret International Hospital	98, Meonwugeum-ro, Yeonsu-gu	<a href="http://www.nasaret.co.kr">www.nasaret.co.kr</a> (English, Chinese, Russian, and Japanese)	899-9999
Bupyeong Serim Hospital	510, Giljudaero, Bupyeong-gu	<a href="http://www.iserim.co.kr">www.iserim.co.kr</a>	1899-9555
Sungmin Hospital	70, Sinseok-ro, Seo-gu	<a href="http://www.smgh.co.kr">www.smgh.co.kr</a>	1661-1199
Onnuri Hospital	199, Wanjeong-ro, Seo-gu	<a href="http://www.onnurihosp.com">www.onnurihosp.com</a>	567-6200
Korea Workers' Compensation & Welfare Service's Incheon Hospital	446, Munemi-ro, Bupyeong-gu	<a href="http://www.kcomwel.or.kr/incheon/">www.kcomwel.or.kr/incheon/</a>	500-0114
Incheon Medical Center	217, Bangchuk-ro, Dong-gu	<a href="http://www.icmc.or.kr">www.icmc.or.kr</a>	580-6000
Incheon Christian Hospital	10, Dapdong-ro 30beon-gil, Jung-gu	<a href="http://www.goich.co.kr">www.goich.co.kr</a>	270-8000

Hospital	Address	Website	Phone
Mediplus Sejong Hospital	20, Gyeongmunhwa-ro, Gyeong-gu	<a href="https://mediplusjh.co.kr/">https://mediplusjh.co.kr/</a>	240-8000
Incheon Baek Hospital	214, Saetgol-ro, Dong-gu	<a href="http://www.ibhhome.com">www.ibhhome.com</a>	1800-7070
Incheon Sarang Hospital	726, Michul-daero, Michul-gu	<a href="http://www.saranghospital.com">www.saranghospital.com</a>	457-2000
Incheon Red Cross Hospital	263, Woninjae-ro, Yeosu-gu	<a href="http://www.rch.or.kr/incheon">www.rch.or.kr/incheon</a>	899-4000
Inha University Hospital	27, Inhang-ro, Jung-gu	<a href="http://www.inha.com">www.inha.com</a> (English, Japanese, Chinese, and Russian)	1660-8114
Hallym Hospital	722, Jangje-ro, Gyeong-gu	<a href="http://www.hallym.net">www.hallym.net</a>	540-9114
Hyundai Uvis Hospital	503, Dokbae-ro, Michul-gu	<a href="http://www.uvishospital.co.kr">www.uvishospital.co.kr</a>	888-7575

### Medical Institutions in Incheon Registered to Offer Services for Foreigners

Category	Medical institution	Phone	Address
Jung-gu	Inha University Hospital	890-2114	27, Inhang-ro, Jung-gu, Incheon
	Nunpyeonhan Ophthalmic Clinic	762-0088	2F, 75, Uhyeon-ro, Jung-gu, Incheon
	Inha International Dentistry Dept.	206-1920	3F, 84, Gonghang-ro 424beon-gil, Jung-gu, Incheon
	(in Inha International Medical Center)	206-1800	84, Gonghang-ro 424beon-gil, Jung-gu, Incheon
	Inha International Medical Center	743-3119	272, Gonghang-ro, Jung-gu, Incheon
	Inchen International Airport Dental Clinic	743-3119	272, Gonghang-ro, Jung-gu, Incheon
	Incheon International Airport Medical Center	743-7080	478, Je2terminal-daero, Jung-gu, Incheon
	Incheon International Airport Medical Center II	746-8100	106, Yeongjong-daero, Jung-gu, Incheon
Dong-gu	Healacarm Hospital	745-6119	66, Gonghang-ro 424beon-gil, Jung-gu, Incheon
	Seongsu Medical Foundation IncheonBaek Hospital	1800-7000	214, Saetgol-ro, Dong-gu, Incheon
	Incheon Medical Center	580-6000	217, Bangchuk-ro, Dong-gu, Incheon

Category	Medical institution	Phone	Address
Michuhol-gu	Incheon Rehabilitation Clinic	861-0107	290, Inju-daero, Michuhol-gu, Incheon
	Jungang Medical Clinic	866-0800	28, Inju-daero, Michuhol-gu, Incheon
	Isomang OBGY Clinic	883-3643	56, Michu-ro, Michuhol-gu, Incheon
	Hyundai Uvis Hospital	888-7575	503, Dokbae-ro, Michuhol-gu, Incheon
	Korea Association of Health Promotion (Incheon Chapter)	884-7131	500, Dokbae-ro, Michuhol-gu, Incheon
	Ain Medical Foundation Seoul Women's Hospital	247-2000	771, Gyeongwon-daero, Michuhol-gu, Incheon
	Kwanghyewon Oriental Hospital	874-7500	63, Yeomchang-ro, Michuhol-gu, Incheon
	Saegun Hospital	427-2800	430, Gyeongin-ro, Michuhol-gu, Incheon
	Nanoori Hospital (Juan)	1688-9797	485, Inju-daero, Michuhol-gu, Incheon
	W Women's Hospital	451-0000	400, Inju-daero, Michuhol-gu, Incheon
Yeonsu-gu	Songdo Yonsei Orthopedics Clinic	832-5488	2F & 3F, 167, Haedoji-ro, Yeonsu-gu, Incheon (Healing Plaza)
	Plus Hospital	859-8000	14, Convensia-daero 130beon-gil, Yeonsu-gu, Incheon
	SnC Chicago Dental Clinic	777-1122 (1899-0022)	#701, 4F, 81, Convensia-daero, Yeonsu-gu, Incheon (Dream City)
	Jeonggang Medical Foundation JK WithMe NEAT Clinic	715-7991	6F, 165, Convensia-daero, Yeonsu-gu, Incheon (Northeast Asia Trade Tower)
	Yeonsu Kim Ophthalmic Clinic	817-3487	3F & 5F, 65, Convensia-daero, Yeonsu-gu, Incheon (Northeast Asia Trade Tower)
	Sangwon Medical Foundation IncheonHimchan Hospital (Yeonsu)	1899-2220	118, Yongdam-ro, Yeonsu-gu, Incheon
	Luga Medical Foundation Jian Clinic	830-2700	6F, 263, Central-ro, Yeonsu-gu, Incheon (IBS Building)
	Nasaret Medical Foundation NasaretInternational Hospital	899-9999	98, Meonugeum-ro, Yeonsu-gu, Incheon
	Songdo General Surgery	1566-3039	#401, 4F, 165, Convensia-daero, Yeonsu-gu, Incheon (POSCO Tower Songdo)
	Honestar Clinic	724-8200	4F., 157, Songdogukje-daero, Yeonsu-gu, Incheon
	BLS Clinic	422-1755	81, Convensia-daero, Yeonsu-gu, Incheon
	The 22nd Century Seoul Dental Hospital	858-2080	4F, 69, Convensia-daero, Yeonsu-gu, Incheon (Millennium Building)
	Narae Hospital	821-0033	69, Cheongneung-daero, Yeonsu-gu, Incheon

Category	Medical institution	Phone	Address
Yeonsu-gu	Songdo First Dental Clinic		3F, 165, Convensia-daero, Yeonsu-gu, Incheon
	Clene Dermatology Clinic	715-4100	8F, 153, Sinsong-ro, Yeonsu-gu
	Samsung Dream ENT Clinic	224-0365	6F, Convensia-daero, Yeonsu-gu, Incheon
	Gangnam 365 Dental Clinic	817-3650	5F, 157, Songdogukje-daero, Yeonsu-gu, Incheon
	Songdo Be & Me Beauty Clinic	834-5011	#237~242, Sales Facility Building, 16, Central-ro, Yeonsu-gu, Incheon
	Seongseong Traditional Korean Medicine Clinic	817-0474	7F, 115, Yongdam-ro, Yeonsu-gu, Incheon
Namdong-gu	Incheon Ye Dental Clinic	465-2870	#504~507, 81, Hogupo-ro, Namdong-gu, Incheon (First Heim Plaza)
	Incheon Hospital 21	1588-2150	2, Jeonggak-ro, Namdong-gu, Incheon
	Tami Plastic Surgery Clinic	441-2325 (1644-3246)	11F, 497-5, Inha-ro, Namdong-gu, Incheon
	Jeon Hospital	464-6181	845 & 847 Inju-daero, Namdong-gu, Incheon (Sinseong Building, Mansu-dong)
	Daechan Hospital	1522-3266	2F~9F, 590, Inju-daero, Namdong-gu, Incheon
	Bradom Hospital	456-7600	36, Yesul-ro 192beon-gil, Namdong-gu, Incheon
	Gil Medical Center	1577-2299	21, Namdong-daero 774beon-gil, Namdong-gu (Guwol-dong)
	Oracle Dermatology Clinic	434-5311	5F & 6F, City Plaza, 10, Inha-ro 489beon-gil, Namdong-gu, Incheon
	Podonamu Dentalcare Center	421-2855	198, Yesul-ro, Namdong-gu, Incheon
	Impact Urologic Surgery Clinic	1522-1975	#401, Main Plaza, 15 Seongmal-ro 13beon-gil, Namdong-gu, Incheon
	Modu Hospital	1588-0255	88, Nongogae-ro, Namdong-gu, Incheon
	True Man Men's Clinic Incheon Branch	424-7585	802, 4, Inha-ro 507beon-gil, Namdong-gu, Incheon
	Jeong Traditional Korean Medicine Clinic	467-8275	61, Dambang-ro 21beon-gil, Namdong-gu, Incheon
	Seoul IVF Women's Clinic	716-6663	63, Inha-ro 507beon-gil, Namdong-gu, Incheon
	The Hans Medi Clinic	465-2004	870, Hogupo-ro, Namdong-gu, Incheon
	Lienjang Clinic	432-3625	7F, 4, Inha-ro 489beon-gil, Namdong-gu, Incheon
	Dr. Evers Clinic	425-2010	3F, 24, Inha-ro 507beon-gil, Namdong-gu, Incheon



Category	Medical institution	Phone	Address
Namdong-gu	Elite Plastic Surgery	424-1221	3F, 4, Inha-ro 507beon-gil, Namdong-gu, Incheon
	Incheon Jaseng Traditional Korean Medicine Hospital	1577-0007	#501 & #502, 126, Yesul-ro, Namdong-gu, Incheon
	Seoul Centreal Dental Clinic	469-2879	#304-305, 222, Seochangnamsunhwan-ro, Namdong-gu, Incheon
Bupyeong-gu	Nanoori Hospital (Bupyeong)	1688-9797	156, Jangje-ro, Bupyeong-gu, Incheon
	Bupyeong Serim Hospital	1899-9555	175, Bupyeong-daero, Bupyeong-gu, Incheon
	HanGil Medical FoundationHan Gil Eye Hospital	503-3322 (1577-7117)	Part of 1F and 2F~10F, 35, Bupyeong-daero, Bupyeong-gu, Incheon (Jeongmyeong Building)
	Wonder Otorhinolaryngology Clinic	330-2275	2F, 19-1, Bupyeong-daero, Bupyeong-gu, Incheon
	The Catholic Univ. of Korea IncheonSt. Mary's Hospital	280-6364	56, Dongsu-ro, Bupyeong-gu, Incheon
	Live Dental Hospital	502-2279	52, Bupyeong-daero, Bupyeong-gu, Incheon
	Bupyeong St. Mary's Eye Clinic	528-7288	4F, 1373, Gyeongwon-daero, Bupyeong-gu, Incheon
	Dain Ear Nose Throat Hospital	515-2325	1242, Gyeongwon-daero, Bupyeong-gu, Incheon
	JK With Me Clinic	513-2252	#702, 90, Bupyeong-daero, Bupyeong-gu, Incheon (Yeosan Building)
	Bupyeong Himchan Hospital	1899-2552	78, Jangje-ro, Bupyeong-gu, Incheon
	Natural Esthetic Dental Clinic	523-2080	75, Bupyeong-daero, Bupyeong-gu, Incheon
	Incheon	502-6002	8, Ilsin-ro, Bupyeong-gu, Incheon
	Bupyeong Woori Dental Clinic	529-2875	16, Bupyeong-daero, Bupyeong-gu, Incheon
	Bupyeong Fauchard Dental Clinic	362-2896	Hyundai Securities Building, 4F, 70, Bupyeong-daero, Bupyeong-gu, Incheon
	Made U Clinic (Bupyeong Branch)	715-6053	8F, 1412, Gyeongwon-daero, Bupyeong-gu, Incheon
Gyeongang-gu	Inseong Medical Foundation HallymHospital	540-9114	B2-8F, 722, Jangje-ro, Gyeyang-gu, Incheon
	Mediplex Sejong Hospital	240-8000	20, Gyeyangmunhwa-ro, Gyeyang-gu, Incheon
	The Dream Hospital	282-7575	123, Gyeyang-daero, Gyeyang-gu, Incheon
	Incheon Hi Hospital	1666-1675	1102, Gyeongmyeong-daero, Gyeyang-gu, Incheon
	Incheon Madi Hospital	1644-8344	B1, 2F-6F, 204, Gyeyang-daero, Gyeyang-gu, Incheon

Category	Medical institution	Phone	Address
Seo-gu	CU Clean Up Dermatology	569-7590	#403-405, 610, Jungbong-daero, Seo-gu, Incheon
	Cheongna Champyeonghan 365 Clinic	562-1175	3F, 11, Cheongnam canal-ro 260beon-gil, Seo-gu, Incheon
	Luga Medical Foundation Na-eun Hospital	1661-0099	23, Wonjeok-ro, Seo-gu, Incheon
	Catholic Kwandong University International St. Mary's Hospital	1600-8291	25, Simgok-ro 100beon-gil, Seo-gu, Incheon
	Gumdan Top General Hospital	590-0114	5, Cheongma-ro 19beon-gil, Seo-gu, Incheon
	Cheongna International Hospital	577-8275	8, Cheongna emerald-ro 102beon-gil, Seo-gu, Incheon
	Seoul Kyunghee Oriental Clinic	563-9803	#201, 7-9, Cheongnacanal-ro260beon-gil, Seo-gu, Incheon (Banan Plaza II)
	Good Tomorrow Dental Hospital	564-3500	250, Seunghak-ro, Seo-gu, Incheon
	Human Dermatology	283-3335	594, Jungbong-daero, Seo-gu, Incheon

※ Medical support for foreign workers, etc.

- ▶ Eligibility: Foreign workers and their children (under 18 years of age), marriage immigrant women who have not yet acquired Korean citizenship and their children, refugees and their children, and the homeless (Korean nationals)
- ▶ Description: Financial aid for inpatient treatment and surgery (incl. same-day outpatient surgery)

※ 10 medical institutions providing medical support for foreign workers

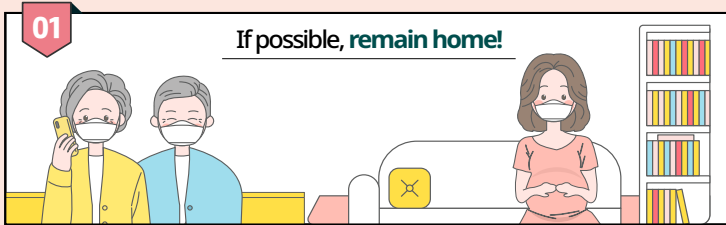
Incheon Medical Center, Incheon Red Cross Hospital, NasaretInternational Hospital, Bupyeong Serim Hospital, Hallym Hospital, Gumdan Top Hospital, Na-Eun Hospital, Sungmin Hospital, Hyundai Uvis Hospital, and Mediplex Sejong Hospital



COVID-19 Response Guidelines, 9th Edition, Appendix 5:  
GUIDANCE FOR PEOPLE IN HIGH-RISK GROUPS

## Pregnant women, elderly aged 65 or above, and chronically ill patients\* are more vulnerable to COVID-19 than others

\* Underlying medical conditions include diabetes, heart failure, chronic respiratory diseases, asthma, chronic obstructive disease, kidney failure, and cancer



**"Together, we stand resolute in the fight against COVID-19"**

2020.07.13.

## 5) Public Health Centers

Public health centers, established for the purpose of improving public health in the local community, offer affordable healthcare services. Each public health center offers a wide range of services.

Name	Address	Website	Phone
Jung-gu Public Health Center	21, Chamoejeon-ro 72beon-gil, Jung-gu	<a href="http://www.icjg.go.kr/health">www.icjg.go.kr/health</a>	032-760-6010
Dong-gu Public Health Center	90, Seoksu-ro, Dong-gu	<a href="http://www.icdonggu.go.kr/open_content/clinic">www.icdonggu.go.kr/open_content/clinic</a>	032-770-5700
Michuhol-gu Public Health Center	25, Juanso-ro, Michuhoil-gu	<a href="http://michu.incheon.kr/clinic/index.asp">michu.incheon.kr/clinic/index.asp</a>	032-880-5310
Yeonsu-gu Public Health Center	13, Hambangmoe-ro, Yeonsu-gu	<a href="http://www.yeonsu.go.kr/clinic">www.yeonsu.go.kr/clinic</a>	032-749-8000
Namdong-gu Public Health Center	633, Sorae-ro, Namdong-gu	<a href="http://www.namdong.go.kr/clinic">www.namdong.go.kr/clinic</a>	032-453-5070
Bupyeong-gu Public Health Center	291, Buheung-ro, Bupyeong-gu	<a href="http://www.icbp.go.kr/clinic">www.icbp.go.kr/clinic</a>	032-509-8200
Gyeyang-gu Public Health Center	88, Gyesan-daero, Gyeyang-gu	<a href="http://www.gyeyang.go.kr/open_content/clinic">www.gyeyang.go.kr/open_content/clinic</a>	032-430-7801
Seo-gu Public Health Center	39, Tagok-ro, Seo-gu	<a href="http://www.seo.incheon.kr/open_content/clinic">www.seo.incheon.kr/open_content/clinic</a>	032-560-5000
Ganghwa-gun Public Health Center	26-1, Chungnyeolsa-ro, Ganghwa-eup	<a href="http://www.ganghwa.go.kr/open_content/clinic/">http://www.ganghwa.go.kr/open_content/clinic/</a>	032-930-4061
Ongjin-gun Public Health Center	120, Maesohol-ro, Michuhol-gu	<a href="http://www.ongjin.go.kr/open_content/clinic">www.ongjin.go.kr/open_content/clinic</a>	032-899-3128

## 6) Traditional Korean Medicine Clinics

These clinics provide medical treatment and care based on traditional Korean medicine. The main methods of treatment are acupuncture, herbal medicine, moxibustion, and qi treatment.

## 7) Pharmacies

Pharmacies are places where pharmacists compound medications according to the prescriptions from doctors or sell over-the-counter medications such as digestives, nutritional supplements, vitamins, health drinks, and cold medicine. You can look up pharmacies that are open at night and on holiday on the Holiday Guide Pharmacy website ([www.pharm114.or.kr](http://www.pharm114.or.kr)) provided by the Korean Pharmaceutical Association.

## 8) Social Security Programs

Various welfare services are provided for people in need as well as minorities and vulnerable groups such as women, persons with disabilities, children and adolescents. Foreign residents are also eligible to receive social security benefits within the legal limits.

### 1) National Basic Living Security

This is a program that guarantees a minimum standard of living for people who have a low income or have difficulty affording the minimum cost of living, or are suffering financial difficulties due to a sudden accident/injury or disease.

► Ministry of Health and Welfare Website: [www.mohw.go.kr](http://www.mohw.go.kr) (available in English) ☎ 129

### Judgment Criteria

The “median income” is used as a yardstick for judgment.

Eligible persons are selected based on the selection criteria set forth for the allowance in question, and the allowance is provided in an individually tailored manner.

※ The scope of support varies depending on the selection criteria.

Customized Welfare Benefits *Application of the criteria for family support obligation							
Living allowance		Healthcare allowance		Housing allowance		Education allowance	
Selection criteria	Allowance types	Selection criteria	Allowance types	Selection criteria	Allowance types	Selection criteria	Allowance types
Not more than 30% of the median income	Living allowance	Not more than 40% of the median income	Healthcare allowance	Not more than 45% of the median income	Housing allowance	Not more than 50% of the median income	Education allowance
	Healthcare allowance		Housing allowance		Education allowance		
	Housing allowance		Education allowance				
(1,424,752 won)		(1,899,670 won)		(2,137,128 won)		(2,374,587 won)	

※ Based on a 4-member household (2020)



### ① Living Allowance

A living allowance equivalent to 30% of the median income is provided to eligible households whose income is not more than 30% of the median income and whose expenditure exceeds the income.



### ② Healthcare Allowance

The burden of medical expenses is eased by helping eligible households with an income not exceeding 40% of the medium income who have a high burden from debt due to medical expenses.



### ③ Housing Allowance

The “actual rent” or home improvement service is provided to eligible households with an income not exceeding 45% of the median income who are burdened by rent that is high relative to their income. The maximum amount that can be received is based on the standard rent.



### ④ Education Allowance

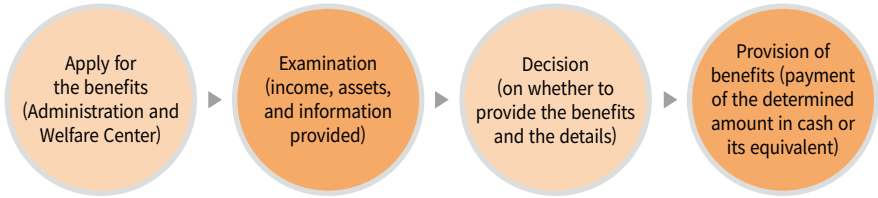
In order to significantly expand the scope of eligibility for antipoverty programs and prevent poverty from being passed on from one generation to the next, an education allowance is provided to those with an income not exceeding 50% of the median income.

## Eligible Foreigners

A foreigner who has completed the alien registration pursuant to Article 31 of the Immigration Act and falls under any of the following:

- ▶ A person who is married to a Korean citizen and is pregnant or is a spouse of a Korean citizen who is pregnant
- ▶ A person who is married to a Korean citizen and is raising an underage child (including stepparent relationship and adoptive relationship) of Korean nationality
- ▶ A person who is living with or sharing living expenses with a lineal ascendant of his/her spouse who is a Korean citizen
- ▶ A person who has divorced from or been widowed by a Korean citizen and is raising an underage child of Korean nationality or is pregnant with a child of a deceased spouse who was of Korean nationality

## Application Procedure and Method



## 2) National Pension

- This is a social security program that allows the national pension plan enrollees to receive pension when they can no longer work and earn an income.
  - ▶ National Pension Service website: [www.nps.or.kr](http://www.nps.or.kr) (available in English, Chinese, Indonesian, Thai, and Mongolian) ☎ 1355

## Applicable Standard

- ▶ 9% of the enrollee's standard income

## Eligibility Criteria Foreigners

- ▶ A foreign employer or worker of a place of business subject to national pension plan enrollment who is aged 18 to under 60
- ▶ A foreigners aged 18 to under 60 who is living in Korea and is not enrolled through a workplace

## Exclusion Criteria

- ▶ A person who is not obligated to enroll in the national pension plan according to law such as trainees (those receiving training for employment are required enroll), international students, diplomats, etc.
- ▶ A person to whom the national pension plan of Korea does not apply according to the national pension law of his/her home country
- ▶ A person who is a citizen of a country that has concluded a social security agreement with Korea and who submits a certificate of enrollment in the national pension plan of his or her home country

※ For more information on eligibility, etc., go to the National Pension Service website. ([www.nps.or.kr](http://www.nps.or.kr))

- ▶ Pension Information – Information on National Pension Plan – Enrollment and Notification – Foreign Enrollees

### Countries Excluded from the National Pension Program (22 Countries)

- Vietnam, Myanmar, Bangladesh, Nepal, Saudi Arabia, Singapore, Iran, Pakistan, Cambodia, South Africa, East Timor, Maldives, Belarus, Armenia, Ethiopia, Egypt, Tonga, Fiji, Georgia, Swaziland, Nigeria and Malaysia

### Application Procedure and Method

- ▶ For workplaces enrolled in the national pension plan: Application submitted by the workplace (employer)
- ▶ For regional enrollees (self-employed): Notify the National Pension Service directly

### Pension Payment

- ▶ Foreigners who meet the conditions for pension payment can receive old age pension, survivor's pension (for bereaved families), and disability pension.
- ▶ If a foreign worker returns to his/her home country, he/she can receive a refund of the national pension contributions (as a lump-sum refund), but this may not be the case for some countries or due to the status of sojourn.

※ For inquiries about the countries eligible for a lump-sum refund (refund of national pension contributions when returning to one's home country), go to the National Pension Service website ([www.nps.or.kr](http://www.nps.or.kr)) – National Pension Plan – Foreigners and Lump-sum Refund.

## 3) Emergency Welfare Support

This is a program implemented to help low-income families facing difficulties maintaining their livelihood due to a sudden crisis situation by providing various services such as living, healthcare and housing support.

- Ministry of Health and Welfare website: [www.mohw.go.kr](http://www.mohw.go.kr) (available in English) ☎ 129

### Eligibility Criteria for Foreigners

- A foreigner residing in Korea who meets the following criteria:
  - ※ If it is determined that a person who has received the support does not in fact meet the eligibility criteria or need such assistance, he/she will be required to return the funds.



- A person who is married to a Korean citizen
- A person who has divorced from or been widowed by a Korean citizen and is taking care of his/her former/deceased spouse's lineal ascendant/descendant (parent or child) of Korean nationality
- A person who has been recognized as a refugee according to Article 2 Subparagraph 2 of the Refugee Act
- A person who has suffered damages from a fire, crime, or natural disaster, the cause of which is not attributable to him/her
- Other cases in which the person in question is deemed to need urgent support by the Minister of Health and Welfare
- A person who has suffered damages from an accident/disaster, etc., the cause of which is not attributable to him/her
- A person who is granted to stay in Korea on humanitarian grounds according to Article 2 Subparagraph 3 of the Refugee Act

## Application Procedures and Method

※ More detailed information can be found on the Ministry of Health and Welfare website ([www.mohw.go.kr](http://www.mohw.go.kr))-Policy-Welfare-Basic Living Security-Emergency Welfare Support.

### ① Application and notification

- Health and Welfare Call Center (☎129) ▶ Head of si/gun/gu ▶ Eligible persons, etc. ▶ Health and Welfare Call Center (☎129)

### ② Support provided after on-site check

- Head of si/gun/gu (public official in charge of emergency support)

### ③ Follow-up investigation

- Income and assets

### ④ Suitability review

- If deemed unsuitable by the Emergency Support Review Committee (members from public and private sectors), the financial assistance is suspended and the person in question will be required to pay back the funds provided

### ⑤ Follow-up connection

- Introduce them to existing systems and programs such as basic living security that they are eligible for Employment & Work (Labor Standards Act, Social Insurance, etc.)



## 10 Employment & Work (Labor Standards Act, Social Insurance, etc.)

### 1) Information on Employment for Foreigners

Ministry of Employment and Labor website : [www.moel.go.kr](http://www.moel.go.kr) (available in English) ☎ 1350

#### (1) Employment

- Foreigners can work according to the type of visa issued.
- Married immigrants who have entered Korea with a “spouse visa” are legally permitted to work.

#### (2) Employment Permit System for Foreign Workers

The Employment Permit System allows small and medium-sized enterprises (SMEs) that have been unsuccessful at finding and hiring Korean nationals to obtain an employment permit from the government to hire “non-professional foreign workers.” A workplace that intends to hire foreign workers should fall under the category of “businesses that are permitted to employ foreign workers” or “businesses or workplaces that can employ people.” They must also fulfill a set of criteria such as “making an effort to hire a Korean national for at least 14 days” before they can hire a foreigner with a non-professional employment (E-9) or working visit (H-2) visa within the scope allowed by the employment permit.

※ Information on the categories of businesses eligible for employment permits and the number of foreign workers that they can hire (quota), go to the Employment Permit System website ([www.eps.go.kr](http://www.eps.go.kr))→About EPS.

Available Languages on EPS (16 countries that the foreign workers concerned are from)

- Filipino, Mongolian, Sri Lankan, Vietnamese, Thai, Indonesian, Uzbek, Pakistani, Cambodian, Chinese, Bangladeshi, Nepali, Kyrgyz, Burmese, Tetum, Lao

### (3) General Foreigner Employment Procedure

#### Test of Proficiency in Korean (TOPIK)

- ▶ Preparation and submission of a list of foreign job seekers (Human Resources Development Service of Korea)
- ▶ Conclusion of a standard labor contract
- ▶ Provide pre-employment training
- ▶ Entry into Korea and employment training
- ▶ Placement of foreign workers at workplaces

※ Change of workplace: Foreign workers must, in principle, continue to work at the workplace where they first started working. However, in order to guarantee the basic human rights of foreign workers, a change of workplace is allowed for up to 3 times only when it is recognized that normal employment relations cannot be expected due to the business closure of the workplace or overdue wages.

#### Valid Reasons for Changing the Workplace

- 1) The employer terminates the labor contract or refuses to renew the labor contract for a justifiable reason
- 2) It is impossible to continue working at the workplace due to reasons not attributable to the foreign worker such as business suspension or closure
- 3) Human rights violations such as assault, unpaid wages, poor work conditions, etc. resulting in cancellation of the employment permit or restrictions against hiring foreigners
- 4) It is difficult to continue working at the current workplace due to injury, etc., but it is possible to work at another type of workplace
- 5) Anyone who interferes with a foreigner worker's efforts to change his/her business or workplace may be imprisoned for up to one year or fined up to 10 million won

When the employment relationship with the employer is terminated, the foreign worker must submit an application for a change of workplace to the Employment Center and search for a job based on the center's job recommendations. The foreign worker has one month from the date of resignation to apply for a change of workplace and find a job within 3 months. Otherwise, the foreign worker will be forced to leave the country, so it is advised that one actively tries to find a job within the given time frame.

※ Anyone other than the Employment Center staff cannot intervene in the above process (recruitment, job arrangements, etc.). A violation is punishable by imprisonment of up to 1 year or a fine of up to 10 million won. (Article 29 of the Employment of Foreign Manpower Act)

#### (4) Foreign Worker Insurances

- Employment Permit System ([www.eps.go.kr](http://www.eps.go.kr)) ☎032-460-4701

#### About the Foreign Worker Insurances

- ▶ It refers to the four insurances (Departure Guarantee Insurance, Wage Payment Guarantee Insurance, Return Cost Insurance, and Casualty Insurance) that foreign workers or their employers must subscribe to in accordance with the Employment of Foreign Manpower Act.

#### Enrollment Obligations

It is the employer who must subscribe to the Departure Guarantee Insurance and Wage Payment Guarantee Insurance, while the foreign worker must enroll in the Return Cost Insurance and Casualty Insurance. The first two insurances are necessary for an employer to receive an employment permit to hire foreigners, so potential employers are advised to contact the Employment Center to check their eligibility.

- ※ For direct subscription to the products, make the inquiry to a general financial institution offering such insurance policies such as the Seoul Guarantee Insurance (SGI) Company.

Category	Subscriber	Description	Payment method
Departure Guarantee Insurance	Employer	To provide severance pay when the foreign worker is about to leave the country, etc. (contributions made monthly)	8.3% of the monthly wages
Wage Payment Guarantee Insurance		To prepare against unpaid wages for foreign workers	16,000 won per foreign worker each year
Return Cost Insurance	Employer	To pay for the cost of returning to the home country	400,000 to 600,000 won per country
Casualty Insurance		To prepare against any illnesses, death, etc. not caused by an occupation injury or industrial accident	Differentially assessed based on age and sex

#### 2) Labor Standards Act

Labor standards were enacted as a law to promote balanced development of the national economy by guaranteeing a basic standard of living for workers. All workers (incl. foreign workers) are protected under the Labor Standards Act.

#### Labor Contract

This is a contract signed between an employer and an employee. It is important to create and sign a labor contract, which stipulates important matters related to the employment such as wages, job type, etc. in writing.

### **Protection under the Labor Standards Act (※ Source: Labor Standards Act and Act on the Guarantee of Employees' Retirement Benefits)**

- ▶ The Labor Standards Act is applicable to all businesses or workplaces with 5 or more full-time employees
- ▶ The Labor Standards Act apply partially to businesses or workplaces with 4 or fewer employees.
- ▶ All wages must be paid in banknotes (bank account transfer is also possible) at least once a month on the specified day and on a regular basis.
- ▶ If an employee has been working continuously for more than 1 year, he/she is eligible for severance pay.
- ▶ Additional wages may be paid for working overtime, at night, or on holidays.
- ▶ In case of a violation of the Labor Standards Act, such as unpaid wages and severance pay, assault by the employer or manager, severely extended work hours, forced work against one's will, the foreign worker in question can file a complaint with the local labor authority and the labor supervision division with jurisdiction and seek remedy.

### **Minimum Wage**

This is the lowest limit for wages set by law to protect the rights and interests of workers and ensure that they can maintain a basic standard of living. As of 2020, the minimum wage is set at 8,590 won (per hour).

### **Working Hours (applicable to workplaces with 5 or more employees)**

- ▶ Weekly working hours, not including breaks, cannot exceed 40 hours.
- ▶ Daily working hours, not including breaks, cannot exceed 8 hours.
- ※ A person who works for 4 hours straight must be given a 30-minute break, and a person who works for 8 hours straight must be given a break of 1 hour or more.
- ▶ Employers must provide breaks during working hours.
- ▶ Based on the agreement concluded between the employer and the worker, there may be overtime for up to 12 hours per week, in which case 50% or more of wages must be paid additionally by the hour.
- ※ There is no time limit when it comes to overtime work at workplaces with fewer than 5 employees, and as such, overtime pay is not required.

### **Unpaid Wages**

In case the employer fails to pay wages on time, the foreign worker in question can notify the labor supervisor at the local labor authority with jurisdiction and seek corrective action.

When a complaint is filed with the local labor authority, a fact-finding investigation will be conducted with the worker and employer after around 10 to 14 days. It is recommended that worker prepare materials that can prove his/her claim in the investigation process.

### 3) Social Insurances

Social insurances refer to insurances that are intended to protect people against social risks. Common examples are industrial accident compensation insurance (mandatory) against occupational accidents, health insurance (mandatory) against diseases and injuries, employment insurance (voluntary) against unemployment, and national pension (reciprocity) for protection against invalidity, death, and old age. These four types of insurance are called “four major social insurances” in Korea. Foreign workers are also eligible to receive various benefits by subscribing to social insurances.

※ Insurance premiums are deducted collectively when wages are paid.

※ Inquiries regarding enrollment can be made via the website or the call center of the relevant institution.

#### National Health Insurance ☎1577-1000

- National Health Insurance Service website [www.nhis.or.kr](http://www.nhis.or.kr) (available in Japanese, Chinese, and Vietnamese)

#### Industrial Accident Compensation Insurance ☎1588-0075

- Korea Workers' Compensation and Welfare Service website [www.kcomwel.or.kr](http://www.kcomwel.or.kr) (available in English)

#### Employment Insurance ☎032-460-4701

- Employment Welfare Plus Center website [www.workplus.go.kr/jobcenter](http://www.workplus.go.kr/jobcenter)

#### National Pension ☎1355

- National Pension Service website [www.nps.or.kr](http://www.nps.or.kr) (available in English, Chinese, Indonesian, Thai, Mongolian)

## Useful Expressions for Real-Life Conversations

### ① (At the hospital due to a stomachache)

- I'm here because my stomach hurts. Which department should I go to?
- Baega apaseo wasseumnida. Eoneu gwa-e gaseo jinchal badaya hanayo?

### ② (At a pharmacy)

- Please give me medicine for indigestion.
- Sohwaga an doel ttae meongneun yak juseyo.

### ③ (Throwing away a broken refrigerator)

- I have to throw out my refrigerator. What do I do?
- Naengjanggo beoryeoya haneunde eotteoke haeyahajyo?

### ④ (Requesting courier service on the phone)

- Hello? I want to make an appointment for a courier pickup. The address is Jeonggak-ro 5-beon-gil, Namdong-gu, Incheon.
- Yeoboseyo? Taekbae sincheongharyeogo hamnida. Jusoneun Incheon-gwangyeoksi Namdong-gu Jeonggak-ro O-beongil immida.



# V


## Other Information



Guidebook for Living in Incheon for Foreign Residents • Be an Incheoner







## 01. Relevant Institutions



## V Other Information



## 1 Relevant Institutions

### Si/Gun/Gu Offices in Incheon

Institution	Address	Website	Phone
Incheon City Hall	29 Jeonggak-ro, Namdong-gu (Guwol-dong)	<a href="http://www.incheon.go.kr">www.incheon.go.kr</a> (English, Japanese, and Chinese)	032-120
Jung-gu Office	80, Sinpo-ro 27beon-gil, Jung-gu (Gwandong 1-ga)	<a href="http://www.icjg.go.kr">www.icjg.go.kr</a> (English, Japanese, and Chinese)	032-760-7114
Dong-gu Office	67, Geumgok-ro, Dong-gu (Songnim-dong)	<a href="http://www.icdonggu.go.kr">www.icdonggu.go.kr</a> (English, Japanese, and Chinese)	032-770-6114
Michuhol-gu Office	95, Dokjeongi-ro, Michuhol-gu (Songui-dong)	<a href="http://www.michu.incheon.kr">www.michu.incheon.kr</a> (English, Japanese, Chinese, and French)	032-887-1011
Yeonsu-gu Office	115, Woninjae-ro (Dongchun-dong)	<a href="http://www.yeonsu.go.kr">www.yeonsu.go.kr</a> (English, Japanese, and Chinese)	032-749-7114
633, Sorae-ro, Namdong-gu (Mansu-dong)	633, Sorae-ro, Namdong-gu (Mansu-dong)	<a href="http://www.namdong.go.kr">www.namdong.go.kr</a> (English, Japanese, and Chinese)	032-466-3811
Namdong-gu Office	168, Bupyeong-daero, Bupyeong-gu (Bupyeong-dong)	<a href="http://www.icbp.go.kr">www.icbp.go.kr</a> (English, Japanese, and Chinese)	032-504-2114
Bupyeong-gu Office	88, Gyesansae-ro, Gyeyang-gu (Gyesan-dong)	<a href="http://www.gyeyang.go.kr">www.gyeyang.go.kr</a> (English, Japanese, and Chinese)	032-551-5701
Gyeyang-gu Office	307, Seogot-ro, Seo-gu (Simgok-dong)	<a href="http://www.seo.incheon.kr">www.seo.incheon.kr</a> (English, Japanese, and Chinese)	032-562-5301
Seo-gu Office	394, Ganghwa-daero, Ganghwa-eup, Ganghwa-gu	<a href="http://www.ganghwa.go.kr">www.ganghwa.go.kr</a> (English, Japanese, and Chinese)	032-930-3114
Ganghwa-gun Office	120, Maesohol-ro, Michuhol-gu (Yonghyeon-dong)	<a href="http://www.ongjin.go.kr">www.ongjin.go.kr</a> (English, Japanese, and Chinese)	032-899-2114

## Offices of Education in Incheon

Institution	Address	Website	Phone
Incheon Metropolitan Office of Education	9, Jeonggak-ro, Namdong-gu (Guwol-dong)	<a href="http://www.ice.go.kr">www.ice.go.kr</a> (English, Japanese, and Chinese)	032-423-3303
Nambu Office of Education	45, Chinatown-ro 51beon-gil, Jung-gu (Songhak-dong 1-ga)	<a href="http://nambu.ice.go.kr">nambu.ice.go.kr</a>	032-762-7361
Dongbu Office of Education	923, Inju-daero, Namdong-gu (Mansu-dong)	<a href="http://dongbu.ice.go.kr">dongbu.ice.go.kr</a>	032-460-6000
Bukbu Office of Education	53, Bupyeongmunhwa-ro 53beon-gil, Bupyeong-gu (Bupyeong-dong)	<a href="http://bukbu.ice.go.kr">bukbu.ice.go.kr</a>	032-524-9631~2
Seobu Office of Education	713, Gyeongmyeong-daero, Seo-gu (Gongchon-dong)	<a href="http://seobu.ice.go.kr">seobu.ice.go.kr</a>	032-560-6600
Ganghwa Office of Education	607, Jungang-ro, Bureun-myeon, Ganghwa-gun (Samseong-ri)	<a href="http://ganghwa.ice.go.kr">ganghwa.ice.go.kr</a>	032-930-7777

## Other Major Administrative Agencies

Institution	Address	Website	Phone
Incheon Immigration Office	393, Seohae-daero, Jung-gu (Hang-dong 7-ga)	<a href="http://www.immigration.go.kr">www.immigration.go.kr</a>	032-890-6407
Incheon Job Welfare Plus Center	1313, Munhwa-ro, Namdong-gu (Guwol-dong)	<a href="http://www.work.go.kr/incheon">www.work.go.kr/incheon</a>	032-460-4701
Incheon Bukbu Job Welfare Plus Center	804, Jangje-ro, Gyeyang-gu (Gyesan-dong)	<a href="http://www.work.go.kr/incheonbukbu">www.work.go.kr/incheonbukbu</a>	032-540-5641

## Other Related Institutions

Institution	Address	Website	Phone	Field
KEPCO Incheon Regional Headquarters	KEPCO Incheon Regional Headquarters	<a href="http://home.kepc.co.kr">home.kepc.co.kr</a>	032-123	Electricity
Waterworks Headquarters Incheon Metropolitan City	Waterworks Headquarters Incheon Metropolitan City	<a href="http://www.incheon.go.kr/water">www.incheon.go.kr/water</a>	032-120	Water
Incheon City Gas	Incheon City Gas	<a href="http://www.icgas.co.kr/2016start.asp">www.icgas.co.kr/2016start.asp</a>	1600-0002	City gas

Institution	Address	Website	Phone	Field
Incheon Driver's License Examination Office	1247, Aam-daero, Namdong-gu (Gojan-dong)	dl.koroad.or.kr/PAGE_license/	1577-1120	Driver's license
Incheon Transit Corporation	674, Gyeongin-ro, Namdong-gu (Ganseok-dong)	www.ictr.or.kr	1899-4446	Subway operation
Incheon Bus Terminal	35, Yeonnam-ro, Michuhol-gu (Gwangyo-dong)	www.ictr.or.kr	1666-7714	Intercity bus operation
Korea Railroad Corporation	240, Jungang-ro, Dong-gu, Daejeon (Soje-dong)	info.korail.com	1544-7788	Train ticketing
Korea Airports Corporation	78, Haneul-gil, Gangseo-gu, Seoul (Gwahae-dong)	www.airport.co.kr	1661-2626	Air travel
Incheon International Airport Corporation	17, Gonghang-ro 424beon-gil, Jung-gu (Unseo-dong)	www.airport.co.kr/co/ko/index.do	1577-2600	
Incheon Coastal Passenger Terminal	70, Yeonanbudo-ro, Jung-gu (Hang-dong 7-ga)	www.ipfc.or.kr	1599-5985	Sea travel (domestic)
Incheon International Ferry Terminal	57, Gukjehangman-daero, Yeongsu-gu			Sea travel (international)
National Health Insurance Service	-	www.nhis.or.kr	1577-1000	National health insurance
National Pension Service	-	www.nps.or.kr	1335	National pension

## Multicultural Family Support Centers

Institution	Address	Website	Phone
Jung-gu	23, Dapdong-ro, Jung-gu (Gyeong-dong)	http://incheonjunggu.liveinkorea.kr	032-763-9337
Dong-gu	8, Bangmun-ro, Dong-gu (Songnim-dong)	http://incheondonggu.liveinkorea.kr	032-773-0297
Michuhol-gu	189, Soseong-ro, Michuhol-gu (Hagik-dong)	incheonnamgu.liveinkorea.kr	032-875-1577
Yeonsu-gu	109, Cheongneung-daero (Yeonsu-dong)	http://yeonsugu.liveinkorea.kr	032-851-2740~2
Namdong-gu	203-31, Hogupo-ro, Namdong-gu (Nonhyeon-dong)	http://namdonggu.liveinkorea.kr	032-467-3904
Bupyeong-gu	103, Yeorumul-ro, Bupyeong-gu (Sipjeong-dong)	http://bupyeonggu.liveinkorea.kr	032-511-1809
Gyeyang-gu	5, Gyeyangsan-ro, Gyeyang-gu (Gyesan-dong)	http://gyeyanggu.liveinkorea.kr	032-541-2860~1
Seo-gu	6, Gyeongmyeong-daero, Seo-gu (Gongchon-dong)	http://incheonseogu.liveinkorea.kr	032-569-1560~2
Ganghwa-gun	11-1, Bungmun-gil, Ganghwa-eup, Ganghwa-gun (Gwancheong-ri)	http://ganghwagun.liveinkorea.kr	032-933-0980~1

### Other Foreigner Support Institutions

Institution	Address	Website	Phone
IFEZ Global Center	175 Art center-daero, Yeonsu-gu, Incheon (Songdo-dong)	global.ifez.go.kr	032-453-7350
Incheon Support Center for Foreign Workers	220, Hogupo-ro, Namdong-gu (Nonhyeon-dong)	www.infco.or.kr	032-431-5757
Incheon Help Center for Foreigners	40, Yesul-ro 192beon-gil, Namdong-gu (Guwol-dong)	www.incheon.go.kr/welfare/WE020510	032-429-2677
Michuhol-gu Support Center for Foreign Workers	229, Seokjeong-ro, Michuhol-gu (Dohwa-dong)	-	032-880-7467

### Korean Language Education Institutions

Institution	Address	Phone
Incheon National University Korean Language Institute	169, Gaetbeol-ro, Yeonsu-gu (Songdo-dong)	032-835-9553
Inha University Korean Language Education Center	100, Inha-ro, Michuhol-gu (Yonghyeon-dong)	032-860-8273
Yonsei University Global Campus Korean Language Institute	85, Songdogwahak-ro, Yeonsu-gu (Songdo-dong)	032-749-3103
Sungsan Hyo University Institute of International Affairs and Education	543, Seokjeong-ro, Namdong-gu (Ganseok-dong)	070-4631-7773
Kyung-in Women's University	64, Gyeyangsan-ro, Gyeyang-gu (Gyesan-dong)	032-540-0114

### Schools for Foreigners

Institution	Address	Website	Phone
Incheon Overseas Chinese Zhongsan Middle & Elementary School	19, Chinatown-ro 55beon-gil, Jung-gu (Seollin-dong)	-	032-772-3615
Chadwick International	45, Art center-daero 97beon-gil, Yeonsu-gu (Songdo-dong)	www.chadwickinternational.org/English	032-250-5000
Cheongna Dalton School	344, Cheomdandong-ro, Seo-gu (Cheongna-dong)	www.daltonschool.kr (English)	032-563-0523

## Multicultural School

Institution	Address	Website	Phone
Incheon Hannuri School	215, Nonhyeongojan-ro, Namdong-gu (Nonhyeon-dong)	<a href="http://hannuri.icesc.kr">hannuri.icesc.kr</a>	032-627-2250

## Public Health Centers

Name	Address	Website	Phone
Jung-gu Public Health Center	21, Chamoejeon-ro 72beon-gil, Jung-gu	<a href="http://www.icjg.go.kr/health">www.icjg.go.kr/health</a>	032-760-6010
Dong-gu Public Health Center	90, Seoksu-ro, Dong-gu	<a href="http://www.icdonggu.go.kr/open_content/clinic">www.icdonggu.go.kr/ open_content/clinic</a>	032-770-5700
Michuhol-gu Public Health Center	25, Juanseo-ro, Michuhoil-gu	<a href="http://michu.incheon.kr/clinic/index.asp">michu.incheon.kr/ clinic/index.asp</a>	032-880-5310
Yeonsu-gu Public Health Center	13, Hambangmoe-ro, Yeonsu-gu	<a href="http://www.yeonsu.go.kr/clinic">www.yeonsu.go.kr/ clinic</a>	032-749-8000
Namdong-gu Public Health Center	633, Sorae-ro, Namdong-gu	<a href="http://www.namdong.go.kr/clinic">www.namdong.go.kr/ clinic</a>	032-453-5070
Bupyeong-gu Public Health Center	291, Buheung-ro, Bupyeong-gu	<a href="http://www.icbp.go.kr/clinic">www.icbp.go.kr/clinic</a>	032-509-8200
Gyeyang-gu Public Health Center	88, Gyesan-daero, Gyeyang-gu	<a href="http://www.gyeyang.go.kr/open_content/clinic">www.gyeyang.go.kr/ open_content/clinic</a>	032-430-7801
Seo-gu Public Health Center	39, Tagok-ro, Seo-gu	<a href="http://www.seo.incheon.kr/open_content/clinic">www.seo.incheon.kr/ open_content/clinic</a>	032-560-5000
Ganghwa-gun Public Health Center	26-1, Chungnyeolsa-ro, Ganghwa-eup	<a href="http://www.ganghwa.go.kr/open_content/clinic/">http://www.ganghwa. go.kr/open_content/ clinic/</a>	032-930-4061
Ongjin-gun Public Health Center	120, Maesohol-ro, Michuhol-gu	<a href="http://www.ongjin.go.kr/open_content/clinic">www.ongjin.go.kr/ open_content/clinic</a>	032-899-3128



COVID-19 Response Guidelines, 9th Edition, Appendix 5: '10 Guidelines for People with Symptoms'

## If you have **COVID-19 symptoms\***, please keep these **10 guidelines**



### \*Major symptoms of COVID-19

fever (37.5°C/99.5°F or higher), cough, difficulty breathing, chills, muscle aches, sore throat, loss of taste and smell, and pneumonia

- ① Do not go to school or work and avoid going out; stay home and rest.
- ② When making medical appointments, notify your healthcare provider that you are showing clinical symptoms of COVID-19.
- ③ Monitor if clinical symptoms persist or get worse.
- ④ If fever persists or symptoms worsen,
  - ① Dial the KCDC Call Center at (1333, local area code + 120) or your local health center for inquiries
  - ② Visit a screening clinic and have a health care provider look at you
- \* When using an ambulance by dialing 119, notify the operator that you show clinical symptoms of COVID-19
- ⑤ Use a personal vehicle and wear a facemask when visiting a healthcare facility.
- ⑥ Wash your hands thoroughly with soap and running water for at least 30 seconds.
- ⑦ Cover your mouth with your sleeve or a tissue when coughing or sneezing.
- ⑧ Isolate your living space. Always maintain a distance of 2m from family or roommates you live with.
- ⑨ Do not share your personal items with others.  
Use separate towels, tableware, and cellphones.
- ⑩ Clean and disinfect frequently touched surfaces daily.

**"Together, we stand resolute in the fight against COVID-19"**

2020.07. 13.

## Museums & Art Galleries

Institution	Address	Website	Phone
Gachon Museum	40-9, Cheongnyang-ro 102beon-gil, Yeonsu-gu (Ongnyeon-dong)	<a href="http://www.gcmuseum.org">www.gcmuseum.org</a>	032-833-4747
Ganghwa History Museum	994-19, Ganghwa-daero, Hajeon-myeon, Ganghwa-gun (Beugeun-ri)	<a href="http://www.ganghwa.go.kr/open_content/museum_history/">http://www.ganghwa.go.kr/open_content/museum_history/</a>	032-930-7084
Ganghwa War Museum	18, Haeandong-ro 1366beon-gil, Ganghwa-eup, Ganghwa-gun (Gagot-ri)	<a href="http://www.ganghwa.go.kr/open_content/museum_war/">http://www.ganghwa.go.kr/open_content/museum_war/</a>	032-930-7076
International Bible Museum	16, Gyeongin-ro 349beon-gil, Michuhol-gu (Juan-dong)	<a href="http://www.biblemuseum.or.kr">http://www.biblemuseum.or.kr</a>	032-874-0385
Beompae Museum & Art Gallery	11-13, Gyeongin-ro 70beon-gil, Michuhol-gu	<a href="http://www.inmuseum.or.kr/kor/museum/index.php?m_code=MUSEUM1542071281">http://www.inmuseum.or.kr/kor/museum/index.php?m_code=MUSEUM1542071281</a>	032-884-8904
Bupyeong History Museum	151, Gulpo-ro, Bupyeong-gu (Samsan-dong)	<a href="http://portal.icbp.go.kr/bphm/">http://portal.icbp.go.kr/bphm/</a>	032-515-6471
Sorae History Museum	1605, Aam-daero, Namdong-gu (Nonhyeon-dong)	<a href="http://museum.namdongcmc.co.kr/">http://museum.namdongcmc.co.kr/</a>	032-460-0590
Sudoguksan Museum of Housing & Living	51, Solbit-ro, Dong-gu (Songhyeon-dong)	<a href="http://www.icdonggu.go.kr/open_content/museum/">http://www.icdonggu.go.kr/open_content/museum/</a>	032-770-6130
Aebo Craft Museum	71, Manuigol-ro, Namdong-gu (Unyeon-dong)	<a href="http://www.aebo.co.kr">www.aebo.co.kr</a>	032-466-3181
Oktokki Space Center	403, Ganghwadong-ro, Bureun-myeon, Ganghwa-gun (Duun-ri)	<a href="http://www.oktokki.com">www.oktokki.com</a>	032-937-6917
Incheon Open Port Museum	89, Sinpo-ro 23beon-gil, Jung-gu (Jungang-dong 1-ga)	<a href="http://www.icjss.or.kr/open_port">www.icjss.or.kr/open_port</a>	032-760-7508
Incheon Open Port Modern Architecture Museum	77, Sinpo-ro 23beon-gil, Jung-gu (Jungang-dong 2-ga)	<a href="http://www.icjss.or.kr/architecture/">http://www.icjss.or.kr/architecture/</a>	032-760-7549
Geomdan Prehistory Museum	7, Gosanhu-ro 121beon-gil, Seo-gu (Wondang-dong)	<a href="https://www.incheon.go.kr/museum/MU030101">https://www.incheon.go.kr/museum/MU030101</a>	032-440-6790
Incheon Metropolitan City Museum	26, Cheongnyang-ro 160beon-gil, Yeonsu-gu (Ongnyeon-dong)	<a href="https://www.incheon.go.kr/museum/MU010101">https://www.incheon.go.kr/museum/MU010101</a>	032-440-6750
Incheon Historical Archive	74, Sinpo-ro 39beon-gil, Jung-gu	<a href="http://www.inmuseum.or.kr/kor/museum/index.php?m_code=MUSEUM1542072898">http://www.inmuseum.or.kr/kor/museum/index.php?m_code=MUSEUM1542072898</a>	032-773-3498



Institution	Address	Website	Phone
Memorial Hall for Incheon Landing Operation	138, Cheongnyang-ro, Yeonsu-gu (Ongnyeon-dong)	<a href="http://www.landing915.com">www.landing915.com</a>	032-832-0915
Nokcheongja Museum	54, Doyoji-ro, Seo-gu (Gyeongseo-dong)	<a href="http://www.nokcheongja.or.kr/">http://www.nokcheongja.or.kr/</a>	032-560-2932
Incheon Children's Science Museum	21, Bangchuk-ro, Gyeyang-gu (Bangchuk-dong)	<a href="http://www.icsmuseum.go.kr">www.icsmuseum.go.kr</a>	032-456-2500
Incheon Children's Museum	Munhak Stadium, 618, Maesohol-ro, Michuhol-gu (Munhak-dong)	<a href="http://www.enjoymuseum.org">www.enjoymuseum.org</a>	032-432-5600
Inha University Museum	100, Inha-ro, Michuhol-gu (Yonghyeon-dong)	<a href="http://museum.inha.ac.kr/">http://museum.inha.ac.kr/</a>	032-860-8260
Fun Museum	83, Sinpo-ro 23beon-gil, Injung-ro, Jung-gu (Jungang-dong 1-ga)	<a href="http://www.funkr.com">www.funkr.com</a>	032-765-0780
Museum of Modern Literature	75, Sinpo-ro 15beon-gil, Jung-gu (Haeam-dong 2-ga)	<a href="http://lit.ifac.or.kr">lit.ifac.or.kr</a>	032-773-3800
Christian Missions Memorial of Korea	393, Jangje-ro, Bupyeong-gu (Galsan-dong)	<a href="http://www.cmmk.or.kr">www.cmmk.or.kr</a>	032-515-5995
Museum of Korea Emigration History	329, Wolmi-ro, Jung-gu (Bukseong-dong 1-ga)	<a href="https://www.incheon.go.kr/museum/MU040101">https://www.incheon.go.kr/museum/MU040101</a>	032-440-4710
Korea Traditional Food Museum	71, Manuigol-ro, Namdong-gu (Unyeon-dong)	<a href="http://blog.naver.com/kfoodmuseum">blog.naver.com/kfoodmuseum</a>	032-466-3182
Haemyeong Colors Museum	48, Sinpo-ro 15beon-gil, Jung-gu (Jungang-dong 4-ga)	<a href="http://www.inmuseum.or.kr/kor/museum/index.php?m_code=MUSEUM1542072645">http://www.inmuseum.or.kr/kor/museum/index.php?m_code=MUSEUM1542072645</a>	032-868-5898
Future of the Environment Hall at Incheon Grand Park	238, Munemi-ro, Namdong-gu (Jangsu-dong)	-	032-466-7768
Songam Art Museum	68, Biryu-daero 55beon-gil, Michuhol-gu (Hagik-dong)	<a href="https://www.incheon.go.kr/museum/MU020101">https://www.incheon.go.kr/museum/MU020101</a>	032-440-6770
Simeun Art Gallery	915-1, Ganghwaseo-ro, Hajeom-myeon (lgang-ri)	<a href="http://www.simeun1.alltheway.kr">www.simeun1.alltheway.kr</a>	032-933-0964
Jeonwon Art Hall	27, Ganghwa-daero 766beon-gil, Songhae-myeon (Soljeong-ri)	<a href="http://www.inmuseum.or.kr/kor/museum/location.php?m_code=MUSEUM1542073135">http://www.inmuseum.or.kr/kor/museum/location.php?m_code=MUSEUM1542073135</a>	032-933-0045

## Libraries

	Institution	Address	Website	Phone
Incheon Metropolitan Office of Education	Incheon Metropolitan Office of Education Jungang Library	9, Jeonggak-ro, Namdong-gu (Guwol-dong)	lib.ice.go.kr/jungang	032-421-1152
	Incheon Metropolitan Office of Education Hwadojin Library	122, Hwadojin-ro, Dong-gu (Hwasu-dong)	lib.ice.go.kr/hwadojin/index.do	032-760-4100
	Incheon Metropolitan Office of Education Gyeyang Library	18, Gyeyangsang-ro 134beon-gil, Gyeyang-gu (Gyesan-dong)	lib.ice.go.kr/gyeyang	032-540-4400
	Incheon Metropolitan Office of Education Bupyeong Library	1191, Gyeongwon-daero, Bupyeong-gu (Sipjeong-dong)	lib.ice.go.kr/bupyeong/	032-510-7300
	Incheon Metropolitan Office of Education Bukgu Library	21, Sinteuri-ro, Bupyeong-gu (Bupyeong-dong)	lib.ice.go.kr/bukgu/	032-363-5000
	Incheon Metropolitan Office of Education Yeonsu Library	96, Hambangmoe-ro 152beon-gil, Yeonsu-gu (Yeonsu-dong)	lib.ice.go.kr/yeonsu	032-899-7500
	Incheon Metropolitan Office of Education Seo-gu Library	45, Geonji-ro 334beon-gil, Seo-gu (Gajwa-dong)	lib.ice.go.kr/seogu/	032-585-7100
	Incheon Metropolitan Office of Education Juan Library	27, Guwolnaro, Michuhol-gu (Juan-dong)	lib.ice.go.kr/juan	032-450-9100
Namdong-gu libraries	Ganseok 3-dong Children's Library	186, Yongcheon-ro, Namdong-gu (Ganseok-dong)	www.namdonglib.go.kr	032-453-5926
	Mansu 2-dong Children's Library	46, Mansuseo-ro, Namdong-gu (Mansu-dong)	www.namdonglib.go.kr	032-453-5742
	Seochang Library	15, Dokgok-ro, Namdong-gu (Seochang-dong)	www.namdonglib.go.kr	032-453-5950~7
	Sorae Library	793, Aenggogae-ro, Namdong-gu (Nonhyeon-dong)	www.namdonglib.go.kr	032-453-5940
Bupyeong-gu libraries	Galsan Library	254, Jubuto-ro, Bupyeong-gu (Galsan-dong)	www.bppl.or.kr www.bppl.or.kr/galsan/index.do	032-362-0261

Institution		Address	Website	Phone
Bupyeong-gu libraries	Bugae Library	46, Buil-ro 83beon-gil, Bupyeong-gu	<a href="http://www.bppl.or.kr/bugae/index.do">www.bppl.or.kr/bugae/index.do</a>	032-505-0062
	Bugae Children's Library	166, Dongsu-ro, Bupyeong-gu (Bugae-dong)	<a href="http://www.bppl.or.kr/bugaech/index.do">www.bppl.or.kr/bugaech/index.do</a>	032-505-1131
	Bupyeong Miracle Library	166, Giljunam-ro, Bupyeong-gu (Bugae-dong)	<a href="http://www.bppl.or.kr/miracle/index.do">www.bppl.or.kr/miracle/index.do</a>	032-505-0612
	Samsan Library	445, Bupyeongbuk-ro, Bupyeong-gu (Samsan-dong)	<a href="http://www.bppl.or.kr/samsan/index.do">www.bppl.or.kr/samsan/index.do</a>	032-330-7014
	Cheongcheon Library	23, Wongil-ro, Bupyeong-gu (Cheongcheon-dong)	<a href="http://www.bppl.or.kr/chungcheon/index.do">www.bppl.or.kr/chungcheon/index.do</a>	032-330-9171
Ganghwa-gun libraries	Ganghwa Library	18, Bungmun-gil 9beon-gil, Ganghwa-eup, Ganghwa-gun (Gwancheong-ri)	<a href="http://lib.ganghwa.go.kr">lib.ganghwa.go.kr</a>	032-932-8264
	Naega Library	249, Ganghwaseo-ro, Naega-myeon, Ganghwa-gun (Gocheon-ri)	<a href="http://lib.ganghwa.go.kr">lib.ganghwa.go.kr</a>	032-934-1528
Seo-gu libraries	Geomdan Library	18, Wanjeong-ro 92beon-gil, Seo-gu (Majeon-dong)	<a href="http://www.issl.go.kr">www.issl.go.kr</a>	032-561-4117
	Geomam Library	20, Geomam-ro 20beon-gil, Seo-gu (Geomam-dong)	<a href="http://www.issl.go.kr">www.issl.go.kr</a>	032-565-1610
	Sinseok Library	299, Yeomgok-ro, Seo-gu (Seongnam-dong)	<a href="http://www.issl.go.kr">www.issl.go.kr</a>	032-571-9457
	Simgok Library	31, Simgok-ro, Seo-gu, (Simgok-dong)	<a href="http://www.issl.go.kr">www.issl.go.kr</a>	032-568-0133
	Seomgok Library	6-12, Seodal-ro 137beon-gil, Seo-gu (Seongnam-dong)	<a href="http://www.issl.go.kr">www.issl.go.kr</a>	032-575-2600

Institution		Address	Website	Phone
Gyeong-gu libraries	Dongyang Library	31, Dangmi-gil, Gyeong-gu (Dongyang-dong)	www.gygl.go.kr	032-541-1800
	Seoun Library	16, Anaji-ro 457beon-gil, Gyeong-gu (Seoun-dong)	www.gygl.go.kr	032-556-8597
	Jakjeon Library	4, Ojosan-ro 21beon-gil, Gyeong-gu (Jakjeon-dong)	www.gygl.go.kr	032-555-9734
	Hyoseong Library	14, Bongo-daero, Gyeong-gu (Hyoseong-dong)	www.gygl.go.kr	032-547-3862
Yeonsu-gu public libraries	Yeonsu Children's Library	164, Meonugeum-ro, Yeonsu-gu (Dongchun-dong)	www.yspubliclib.go.kr	032-749-8200
	Yeonsu Cheonghak Library	146, Solsaem-ro, Yeonsu-gu (Cheonghak-dong)	www.yspubliclib.go.kr	032-749-8270
	Songdo International Children's Library	43, Convensia-daero, Yeonsu-gu (Songdo-dong)	www.yspubliclib.go.kr	032-749-8220
Dong-gu library	Songnim Library	72, Saechoonnyeon-ro, Dong-gu (Songnim-dong)	songlimlib.icdonggu.go.kr/	032-770-6776
Michuhol-gu libraries	Gwangyo Library	452, Inha-ro, Michuhol-gu (Gwangyo-dong)	hnrl.michu.incheon.kr	032-421-8630
	Dokjeong-gol Children's Library	1, Inju-daero 171beon-gil, Michuhol-gu (Yonghyeon-dong)	hnrl.michu.incheon.kr	032-872-0043
	Sungui Children's Library	304, Chamoejeon-ro, Michuhol-gu (Sungui-dong)	hnrl.michu.incheon.kr	032-882-0182
	Ssukgol Children's Library	49, Yeomjeon-ro 202beon-gil, Michuhol-gu (Dohwa-dong)	hnrl.michu.incheon.kr	032-872-8630
	Irang Library	7, Michuhol-daero 578beon-gil, Michuhol-gu (Juan-dong)	hnrl.michu.incheon.kr	032-427-2283
	Hangnarae Library	444, Hannaru-ro, Michuhol-gu (Hagik-dong)	hnrl.michu.incheon.kr	032-880-4303
	Hanuri Children's Library	22, Juanseo-ro 53beon-gil, Michuhol-gu (Juan-dong)	hnrl.michu.incheon.kr	032-872-0814
	Jangsarae Children's Library	20, Gyeongin-ro 34beon-gil, Michuhol-gu (Sungui-dong)	hnrl.michu.incheon.kr	032-886-5055

Institution	Address	Website	Phone
Incheon	Kkumbeot Library	32, Hongyemun-ro, Jung-gu (Songhak-dong)	www.imla.kr/kb/ 032-764-6111
	Subong Library	218, Gyeongin-ro, Michuhol-gu (Dohwa-dong)	www.imla.kr/sb 032-870-9100
	Yeongjong Library	85, Yeongjong-daero, Jung-gu (Unseo-dong)	www.imla.kr/yj/ 032-745-6000
	Yulmok Library	17, Dapdong-ro 24beon-gil, Jung-gu (Yulmok-dong)	www.imla.kr/ym/ 032-770-3800
Incheon Metropolitan City Michuhol Library	Michuhol Library	53, Inju-daero 776beon-gil, Namdong-gu (Guwol-dong)	www.michuholib.go.kr 032-462-3900
	Yeongjong Haneul Library	132, Haneuljungang-ro, Jung-gu (Jungsan-dong)	www.michuholib.go.kr 032-746-9142
	Cheongna International Library	24, Damji-ro, Seo-gu (Cheongna-dong)	www.michuholib.go.kr 032-562-6823
	Cheongna Hosu Library	59, Crystal-ro, Seo-gu	www.michuholib.go.kr 032-563-9579
Special library	Songam Braille Library	105-19, Hannaru-ro 375beon-gil, Michuhol-gu (Hagik-dong)	www.songam.net 032-876-3504
Ongjin-gun public libraries	Daecheong Public Library	116-22, Daecheong-ro 244beon-gil, Daecheong-myeon, Ongjin-gun	- 032-836-9500
	Baengnyeong Public Library	260, Baengnyeong-ro, Baengnyeong-myeon, Ongjin-gun (Jinchon-ri)	- 032-899-3086
	Yeongheung Public Library	283-31, Yeongheung-ro, Yeongheung-myeon, Ongjin-gun (Nae-ri)	- 032-886-7710
Small library	Dorim Library	46, Dorim-ro, Namdong-gu (Dorim-dong)	- 032-438-0062

Guidebook for Living in Incheon for Foreign Residents

# Be an Incheoner

Publication date: November 2020

Published by: Family Multicultural Division, Incheon Metropolitan City

Address: 29, Jeonggak-ro, Namdong-gu, Incheon (Guwol-dong)

Website: [www.incheon.go.kr](http://www.incheon.go.kr)

Design/Print: Geulsori (032-874-2626)

※ All Rights Reserved. Any unauthorized copying or reproduction of this material is prohibited.